



jordanfishwick

Ladyfield Terrace

£1,300 PCM



Ladyfield Terrace, Wilmslow, SK9 1BP

£1,300 PCM

**AVAILABLE DECEMBER PART FURNISHED -
VIEWING RECOMMENDED**

Located on a quiet cul de sac in central Wilmslow this attractive mid terrace offers characterful and modern accommodation throughout. With the train station and town center both only a short walk away this spacious mid terrace is an ideal choice for the professional person or couple.

The ground floor comprises in brief: a well proportioned living room with feature open fireplace and a contemporary fitted dining kitchen.

The first floor comprises: two well proportioned bedrooms and a white four piece bathroom suite. To the front of the property there is a low maintenance garden area with brick wall, whilst to the rear there is a sunny landscaped pebbled courtyard garden.

Contact Wilmslow 01625 536300 £1300.00pcm

EPC C

COUNCIL TAX C

DIRECTIONS

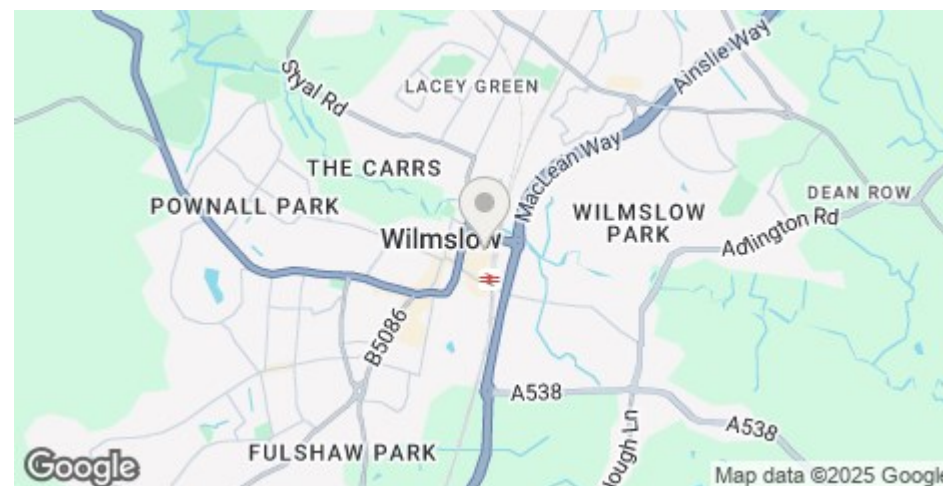
From our Wilmslow office proceed in a northerly direction along Alderley Road to the first set of traffic lights. Keep to the right at the traffic lights and at the next set of lights continue northbound along Manchester Road heading towards Handforth. Shortly before the King William public house and the Bollin Valley roundabout, bear right into Ladyfield Street and right on to Ladyfield Terrace.

LOCATION

Jordan Fishwick Estate and Letting Agents Wilmslow office is located in a prime position central to the bustling and stylish town centre. With our impressive frontage it's impossible to miss our attractive office. Managed by Guy Grainger, Partner, who has been an Estate Agent since 1980, and has a wealth of local knowledge and experience

With busy sales and lettings departments all under the same roof along with our independent mortgage advisor on hand the Wilmslow branch has everything you need to help with your sales or lettings transactions.

Knowledgeable and friendly staff also compliment the range of services we offer and we are known throughout the Wilmslow area for our proactive approach in helping people find their dream home



- MID TERRACE
- CENTRAL LOCATION
- TWO BEDROOMS
- WALKING DISTANCE OF TRAIN STATION
- SUNNY COURTYARD GARDEN TO THE REAR
- PERMIT PARKING
- COUNCIL TAX C
- EPC C

Postcode - SK9 1BP

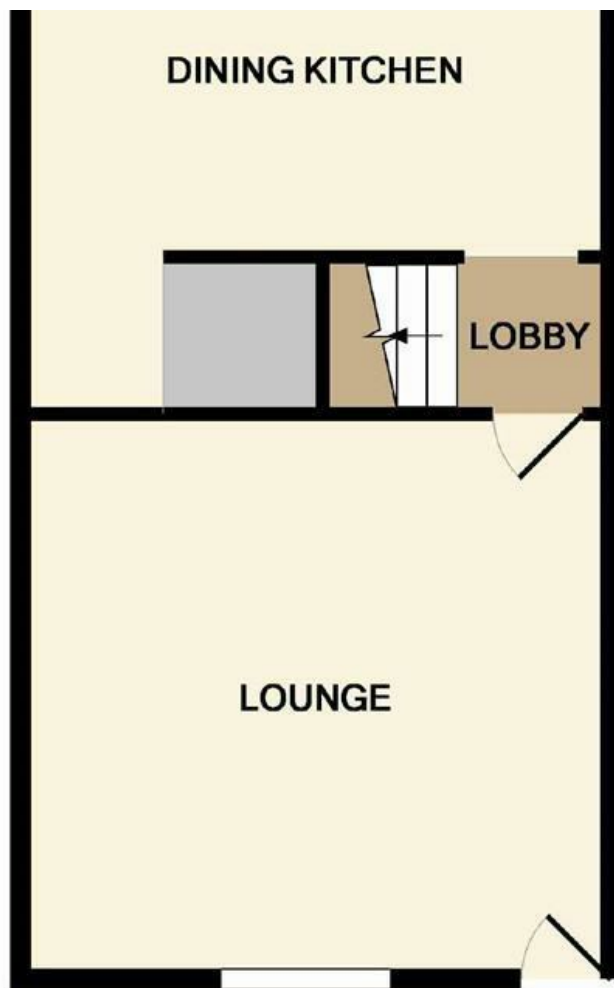
EPC Rating - C

Floor Area - sq ft

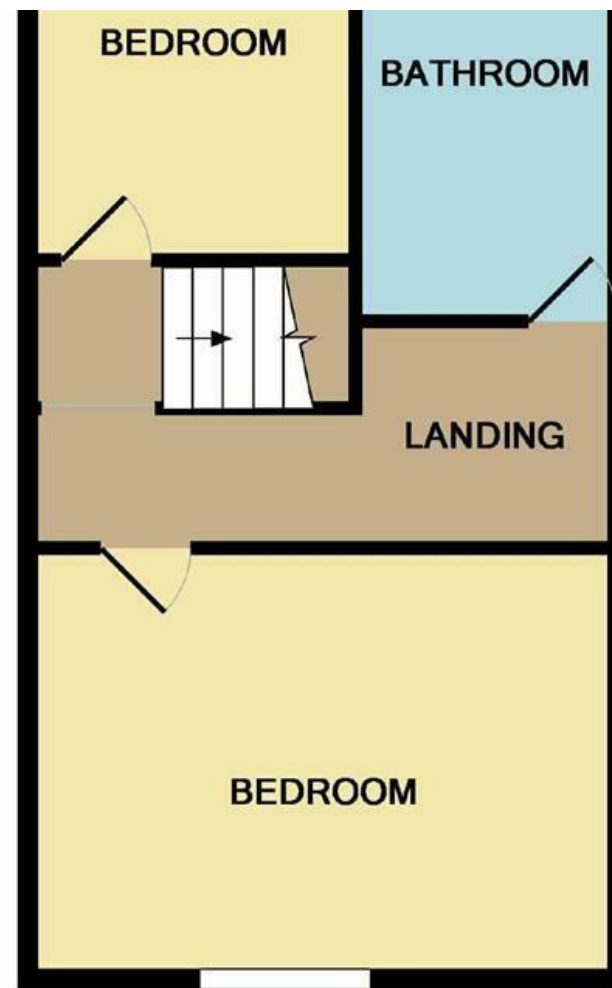
Local Authority - Cheshire East

Council Tax - C





GROUND FLOOR



1ST FLOOR



These particulars are believed to be accurate but they are not guaranteed and do not form a contract. Neither Jordan Fishwick nor the vendor or lessor accept any responsibility in respect of these particulars, which are not intended to be statements or representations of fact and any intending purchaser or lessee must satisfy himself by inspection or otherwise as to the correctness of each of the statements contained in these particulars. Any floorplans on this brochure are for illustrative purposes only and are not necessarily to scale.

Offices at: Offices at Chorlton, Didsbury, Disley, Hale, Glossop, Macclesfield, Manchester Deansgate, Manchester Whitworth Street, New Mills, Sale, Wilmslow and Withington

01625 536300