



jordanfishwick

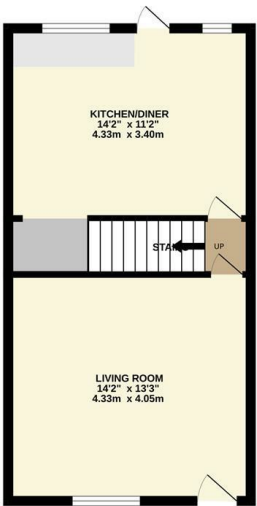
36 MOUNT PLEASANT WILMSLOW SK9 4AP
Guide Price £389,950

36 MOUNT PLEASANT WILMSLOW SK9 4AP

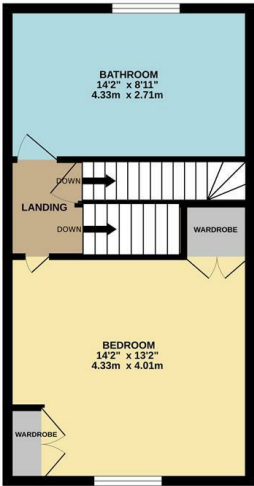
A stunning two double bedroom Period mid terrace property located on Mount Pleasant within Wilmslow. The property is centrally located being a short walk from the Carrs Country Park, Wilmslow train station and town centre. Internally the property comprises a UPVC double glazed composite entrance door providing access to the spacious living room. This reception room comprises a feature original style fireplace, plenty of character and charm with an amazing herringbone style floor with a contrasting transitional flooring creating a clever and integrated floor runner. There is an internal hallway with staircase and carpet runner and panelled walls leading to the first floor and additional door leading to the kitchen diner. The kitchen diner is a further spacious room fitted with a two toned and stylish range of wall and base units with stunning tiled splashback, traditional Belfast sink unit, integrated oven and electric hob and dishwasher with an internal concealed corner carousel unit, providing additional storage. There is also an understairs storage area. Furthermore there is a UPVC double glazed composite stable door to the rear garden and the classic herringbone floor continues. Located on the first floor there is a beautifully decorated and spacious principal bedroom with herringbone wood floor, two separate built-in wardrobes and an original style feature fireplace. The family bathroom has been tastefully and sympathetically designed and is in keeping with the era/style of the property featuring a four piece, white traditional/modern bathroom suite, consisting of a standalone roll top clawfoot bath, large walk-in shower area, wood panelling with a classic mosaic tiled floor. A further staircase leads to the loft conversion/bedroom two. There are two Velux skylights providing a source of natural light and herringbone wood flooring. Externally to the rear the property has an Indian stone paved courtyard garden with raised borders and small bike store.



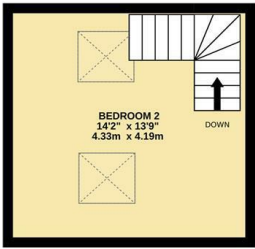
GROUND FLOOR



1ST FLOOR



2ND FLOOR



Measurements are approximate. Not to scale. Illustrative purposes only. Made with Metropix ©2025



- Period Terrace
- Central Wilmslow Location
- Period features throughout
- Spacious accommodation
- Courtyard garden to rear
- Two double bedrooms
- Amazing bathroom
- On street parking

Energy Efficiency Rating		
Very energy efficient - lower running costs	Current	Potential
(92 plus) A		
(81-91) B		
(69-80) C		
(55-68) D		
(39-54) E		
(21-38) F		
(1-20) G		
Not energy efficient - higher running costs		
England & Wales	EU Directive 2002/91/EC	

Environmental Impact (CO ₂) Rating		
Very environmentally friendly - lower CO ₂ emissions	Current	Potential
(92 plus) A		
(81-91) B		
(69-80) C		
(55-68) D		
(39-54) E		
(21-38) F		
(1-20) G		
Not environmentally friendly - higher CO ₂ emissions		
England & Wales	EU Directive 2002/91/EC	