







Arguably, this apartment occupies one of the best positions in this block of retirement flats, on the corner of the lower ground floor making the property light and airy.

The spacious accommodation comprises a good sized lounge with access to a modern fitted kitchen with some appliances to remain, a double bedroom with fitted wardrobes and a contemporary bathroom.

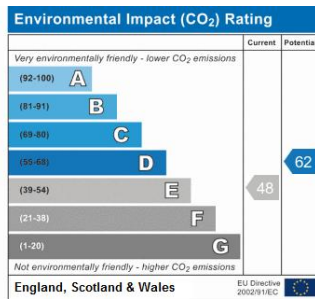
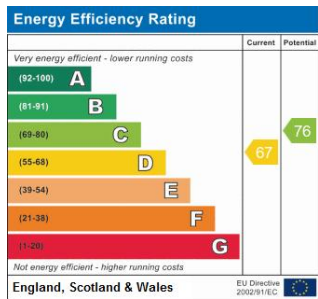
Residents also have use of a communal lounge, laundry room, guest suite and house manager. There is also a pleasant garden for those sunny afternoons.

The location is excellent being close to Chislehurst station and the local shops at Lower Camden.

All in all, a lovely property for the fit elderly and this end of chain property should be viewed at your earliest convenience.

London Borough of Bromley – Council Tax Band C  
£1,503.57





Please refer to

[www.jdmestateagents.com](http://www.jdmestateagents.com)

to view our full area guides

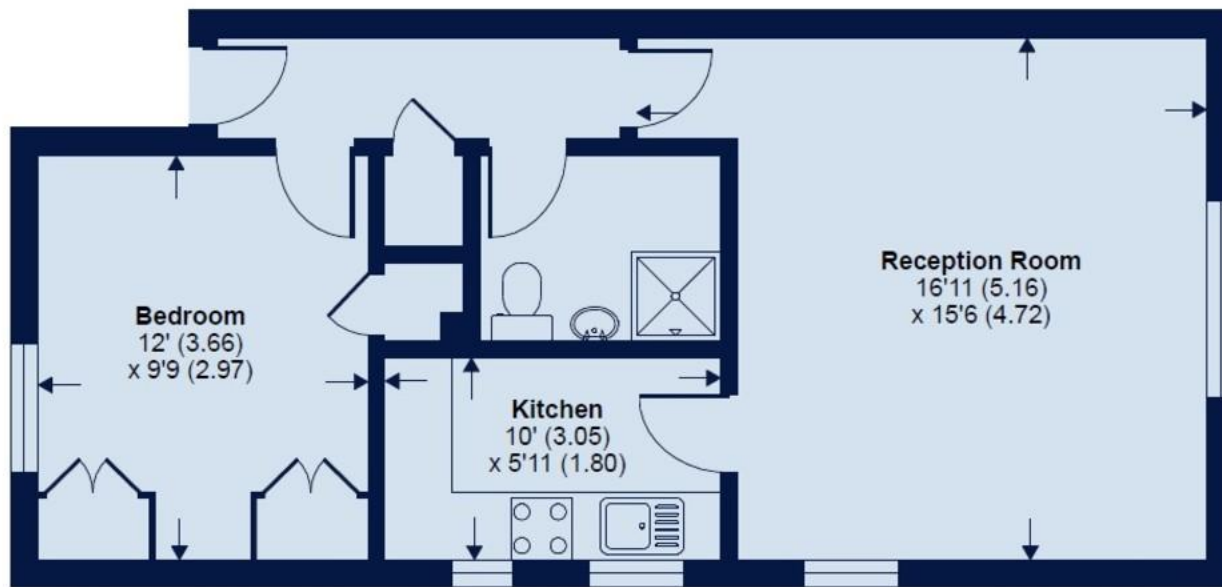




## Forest Close, Chislehurst, BR7

Approximate Area = 521 sq ft / 48.4 sq m

For identification only - Not to scale



GROUND FLOOR

