



*jordan fishwick*

**DIDSBURY**  
Willow Way





## Willow Way, Didsbury, M20 6JT

£650,000

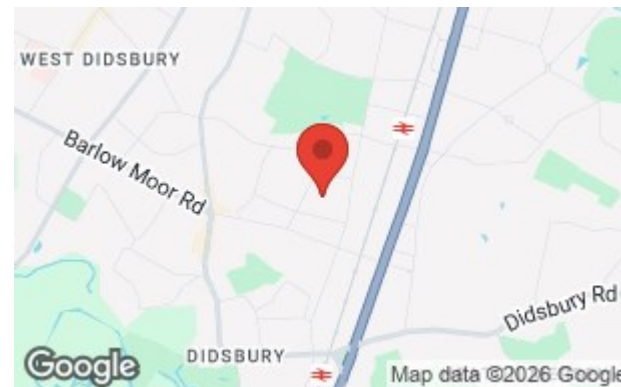


### The Property

A THREE DOUBLE BEDROOM, EDWARDIAN SEMI DETACHED PROPERTY LOCATED ON A SELECT TREE LINED ROAD WITHIN WALKING DISTANCE TO DIDSBURY VILLAGE, in need of some updating with PAVED DRIVEWAY & LARGE LAWNED GARDENS, Rare to the market having been in the same family for a number of years, the property offers 1116sq ft living accommodation set over two floors, in outline comprising:- Spacious hallway with turning staircase to the first floor, bay fronted living room, dining room with French doors giving access to paved sitting area to rear, kitchen with a comprehensive range of units and a useful WC completes the ground floor. The first floor landing area leads to 3 generous bedrooms, large family shower room and separate WC. A gated paved driveway to the front provide parking and an enclosed lawned garden and paved seating areas to the rear, gas central heating and double glazing completes this impressive property.

### Directions

### M20 6JT





- Edwardian semi detached property
- Two reception rooms
- Off road parking
- Walking distance to Village & Metro
- In need of some updating
- Popular residential location
- Downstairs wc
- Lawned garden to rear

Postcode - M20 6JT

EPC Rating - D

Floor Area - 1116.00 sq ft

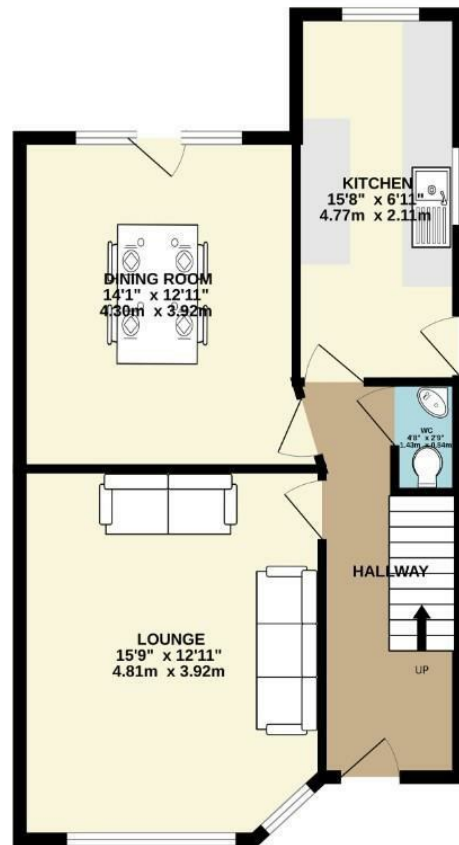
Local Authority - Manchester City Council

Council Tax - D

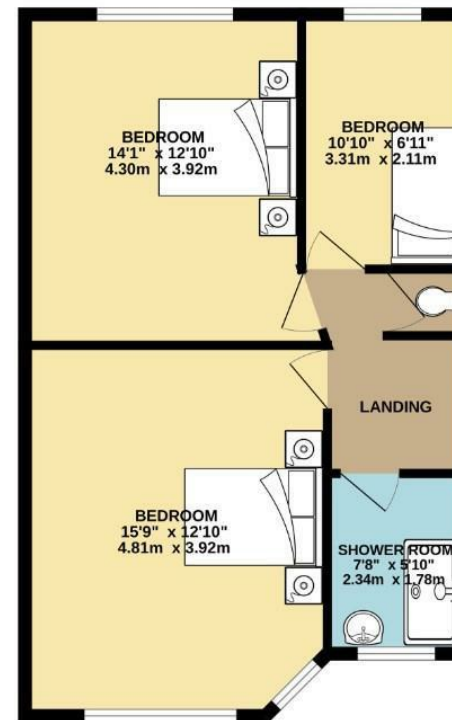




GROUND FLOOR  
576 sq.ft. (53.5 sq.m.) approx.



1ST FLOOR  
540 sq.ft. (50.2 sq.m.) approx.



TOTAL FLOOR AREA: 1116 sq.ft. (103.7 sq.m.) approx.  
Measurements are approximate. Not to scale. Illustrative purposes only.  
Made with MetroPix ©2026



These particulars are believed to be accurate but they are not guaranteed and do not form a contract. Neither Jordan Fishwick nor the vendor or lessor accept any responsibility in respect of these particulars, which are not intended to be statements or representations of fact and any intending purchaser or lessee must satisfy himself by inspection or otherwise as to the correctness of each of the statements contained in these particulars. Any floorplans on this brochure are for illustrative purposes only and are not necessarily to scale.

Offices also at: Wilmslow, Macclesfield, Hale, Sale, Chorlton, Glossop, Manchester & Salford

757-759 Wilmslow Road, Didsbury Village, Manchester

0161 445 4480

didsbury@jordanfishwick.co.uk  
www.jordanfishwick.co.uk