

FREEHOLD & LEASEHOLD DESIGN & BUILD OPPORTUNITIES AVAILABLE

- DETAILED PLANNING CONSENT SECURED FOR B1C, B2 AND B8
- HIGH SPECIFICATION UNITS LOCATED AT THE INTERCHANGE OF THE M62 & A1(M) MOTORWAYS
- PROPOSED 3-UNIT SCHEME OF 39,900 , 40,600 & 45,700 SQFT.
- TARGETING EPC A RATING

KNOTTINGLEY PARK.

M62/A1(M) KNOTTINGLEY



A project by

CaddickDevelopments. | caddickdevelopments.co.uk



WF11 OBU

what3words:
[heat.intro.stream](https://www.what3words.com/heat.intro.stream)

KNOTTINGLEY PARK.

M62/A1(M) KNOTTINGLEY

The proposed development is located at the interchange between the A1 (M) and the M62 and will be the latest parcel of land to come forward in this location, which started with Cross Point 33 (TkMaxx) and then Wakefield 515 (Amazon). The location allows direct access to the regional and national motorway networks and sits opposite to the existing A1 Business Park.



WF11 OBU


what3words:
heat.intro.stream

KNOTTINGLEY PARK.

M62/A1(M) KNOTTINGLEY

Knottingley Park offers occupiers a unique design and build opportunity for industrial/warehouse units incorporating sustainable technology such as air source heat pumps and roof top photovoltaics. The project has also been designed with extensive landscaping, including a biodiverse wildlife area, with a large pond and circular walkway - creating a pleasant work environment with space for wellbeing activities.

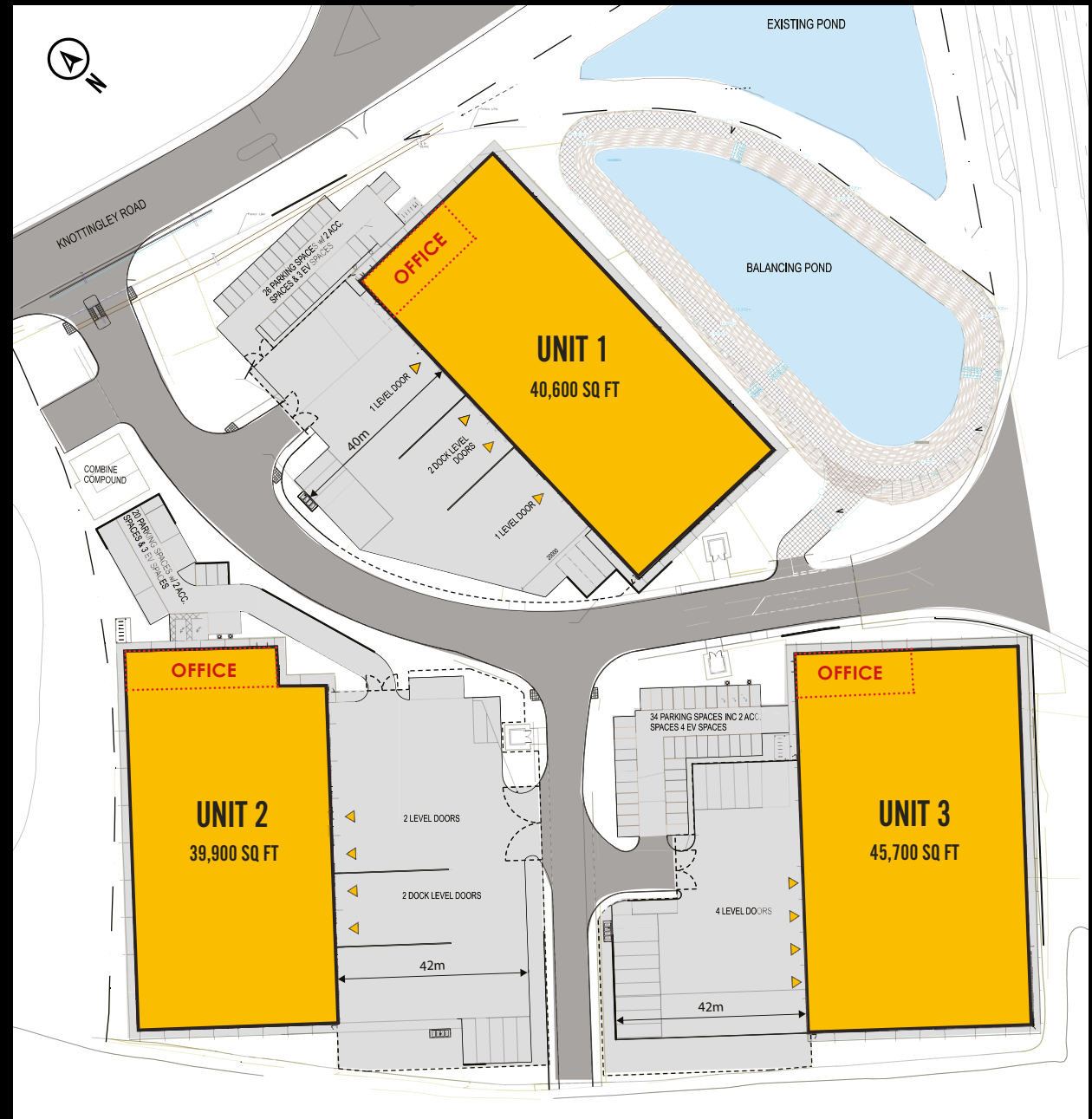
ESG FACTS



KNOTTINGLEY PARK.

M62/A1(M) KNOTTINGLEY

	WAREHOUSE (SQ FT)	OFFICE (SQ FT)	TOTAL (SQ FT)
UNIT 1	38,000	2,600	40,600
UNIT 2	37,000	2,900	39,900
UNIT 3	42,500	3,200	45,700
TOTAL	117,500	8,700	126,200



INDIVIDUAL BUILDING SPECIFICATION

1 UNIT 1 - 40,600 SQ FT
38,000 SQ FT WAREHOUSE
2,600 SQ FT OFFICE



10M
EAVES HEIGHT



50 KN / M2
FLOOR LOADING



26 PARKING
SPACES | 3EV



2
DOCK DOORS

2
LEVEL ACCESS
LOADING DOORS



400KVA
POWER SUPPLY

2 UNIT 2 - 39,900 SQ FT
37,000 SQ FT WAREHOUSE
2,900 SQ FT OFFICE



10M
EAVES HEIGHT



50 KN / M2
FLOOR LOADING



20 PARKING
SPACES | 3EV



2
DOCK DOORS

2
LEVEL ACCESS
LOADING DOORS



400KVA
POWER SUPPLY

3 UNIT 3 - 45,700 SQ FT
42,500 SQ FT WAREHOUSE
3,200 SQ FT OFFICE



10M
EAVES HEIGHT



50 KN / M2
FLOOR LOADING



34 PARKING
SPACES | 4EV



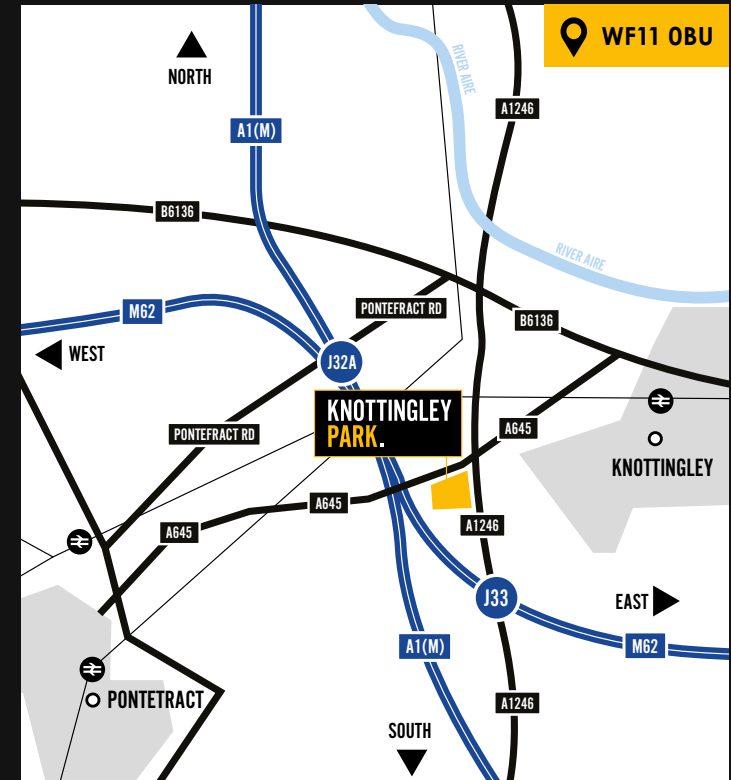
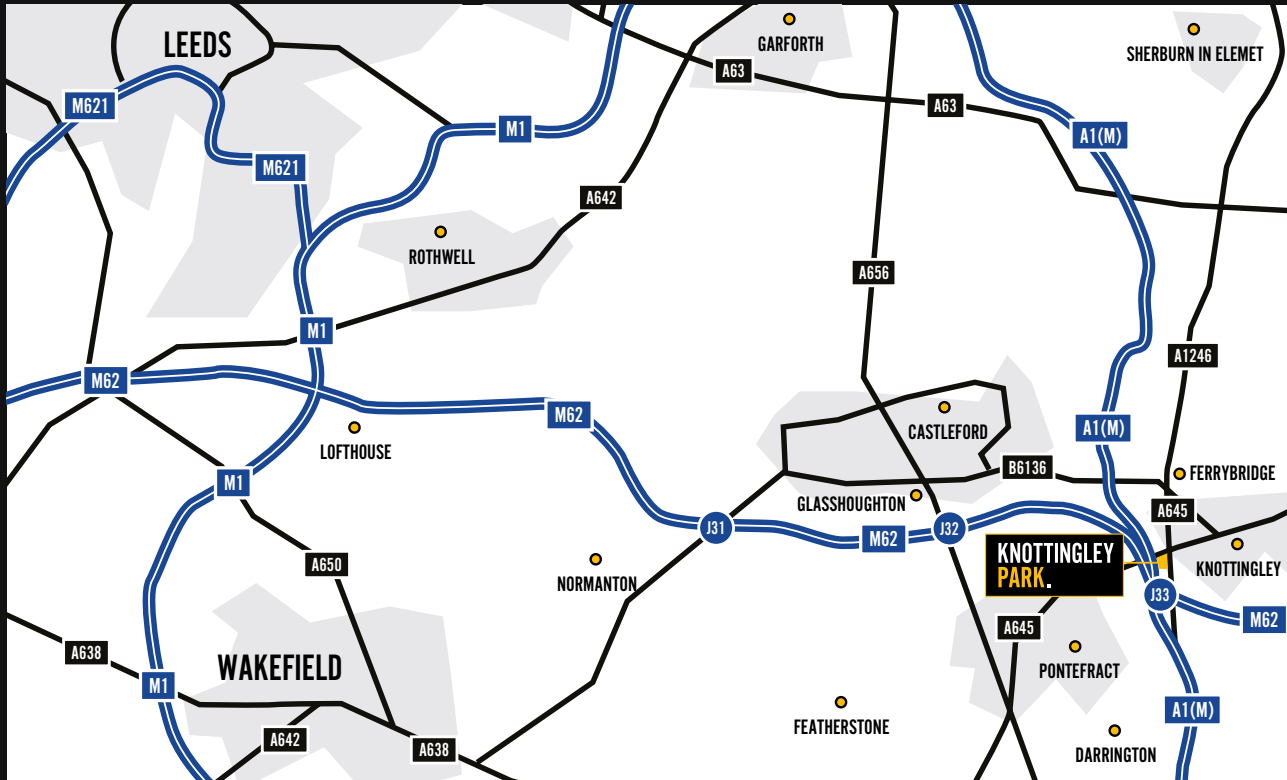
4
LEVEL ACCESS
LOADING DOORS



400KVA
POWER SUPPLY

KNOTTINGLEY PARK

M62/A1(M) KNOTTINGLEY



DISTANCES & DRIVE TIMES

Castleford	4.5 miles	11 minutes
Leeds	20 miles	36 minutes
Doncaster	15 miles	28 minutes
Sheffield	36 miles	54 minutes
J33 M62	1 mile	

* Drive times are approximate/Google Maps

KNOTTINGLEYPARK.CO.UK

MISREPRESENTATION ACT: Avison Young for themselves and for the vendors or lessors of this property, whose agents they are, give notice that: a) all particulars are set out as a general outline only for the guidance of intending purchasers or lessees, and do not comprise part of an offer or contract; b) all descriptions, dimensions, references to condition and necessary permissions for use and occupation and other details are given in good faith and are believed to be correct but any intending purchasers or tenants should not rely on them as statements or representations of fact but must satisfy themselves by inspection or otherwise as to the correctness of each of them. c) no person in the employment of Avison Young has any authority to make any representation or warranty whatsoever in relation to this property. **AUGUST 2023.**

ALL ENQUIRIES

ROB OLIVER
+44 (0) 7769 643 325
rob.oliver@avisonyoung.com

JAKE PYGALL
+44 (0) 7795 237 286
Jake.Pygall@avisonyoung.com

SIMON DOVE
+44 (0) 7527 388054
simon.dove@dhpproperty.co.uk

SARAH-JAYNE LISHMAN
+44 (0) 7725 365997
sarah-jayne.lishman@dhpproperty.co.uk

**AVISON
YOUNG**

0113 292 5 500

**DOVE HAIGH
PHILLIPS**

0113 245 0550
dhpproperty.co.uk

A project by

CaddickDevelopments. | caddickdevelopments.co.uk