

MIDDLETON FARM

GREEN LANE, YARPOLE, HR6 0BJ



MIDDLETON FARM

GREEN LANE, YARPOLE, HR6 0BJ

Leominster 5 miles | Ludlow 7.5 miles | Presteigne 11.3 miles | Hereford 18 miles

MIDDLETON FARMHOUSE

Substantial Detached 4-bedroomed Farmhouse | Large Garden with patio and decking area | Garden Sheds & Workshops | Lawned garden with herbaceous borders | Agricultural Occupancy Condition

BUILDINGS

1,145 sqft Modern Workshop with concrete floor | 2 x 1,914 sqft General Purpose Barns
Large secure hardsurfaced yard area | Electric Gated Access | Mains Electric and Water

CARAVAN SITE

5 Hardstanding Caravan Pitches | Certified Caravan and Motorhome Club site | Seperate Electric Gated Access
Fully serviced pitches (water, electric and grey water waste drain) | Septic tank & Motorhome Service Station

LAND

About 17.3 acres of pasture land | Natural Water Supply | Conviennently sized paddocks

IN ALL ABOUT 19.82 ACRES (8.02 HECTARES)

GUIDE PRICE: £950,000



Situation

Middleton Farm is located on the outskirts of the charming village of Yarpole, known for its strong community feel. Just 300 yards away, you'll find a community-run pub and a unique shop and café within the church. The village is surrounded by beautiful countryside, perfect for scenic walks. The market towns of Leominster and Ludlow are a short drive away, offering a wider range of amenities, including shops, supermarkets, and leisure centers, with good road and rail links to Hereford, Worcester, and Shrewsbury. Nearby schools include the respected Earl Mortimer College, Wigmore School, and the independent Lucton School, providing excellent educational options for families.



Description

Middleton Farm is an unique diversified ring fenced small holding with a substantial detached four-bedroomed farmhouse, range of outbuildings, an established 5 caravan site and 17.3 acres of grassland. The farmhouse is subject to an Agricultural Occupancy Condition, further information below.

The Farmhouse

Middleton Farmhouse is a substantial detached 4-bedroomed farmhouse with private driveway and garden surrounding. The property benefits from large reception rooms and four double bedrooms with one ensuite. The conservatory spans almost the full length of the house and opens onto a decking area providing elevated views over the garden beyond. The farmhouse is subject to an agricultural occupancy condition further information below.

Ground Floor

Boot Room

With tile floor, window overlooking front garden, radiator and doors to:

Utility Room

With wall and base units, sink with drainer and plumbing for washing machine.

WC

With wall mounted wash hand basin, low flush toilet and tile floor.

Kitchen/Dining Room

An open plan kitchen/dining room with traditional wall and base units, tile floor, feature brick surround encasing the range 'Belling' cooker with gas hobs and electric oven. There is plumbing for a dishwasher, sink with drainer and doors to the entrance hall and conservatory.

Conservatory

Large conservatory almost spanning the full length of the house with wood effect laminate floor, two sets of french doors leading to a large decking area and rear garden beyond.

Doors to:

Lounge

With window overlooking the front garden, radiators and french doors to the side garden leading to a patio area. The lounge benefits from an attractive stone fire surround, housing an oil fired wood-burning stove.

Hallway

Carpeted hallway leading to front porch, office, kitchen and lounge.

Office

Under stairs office with window looking into the conservatory.

Entrance Hallway

Front Entrance Porch

With door to front garden and dual windows





First Floor

Master Bedroom

Large double bedroom with window overlooking the front garden and one built in wardrobe and one airing cupboard.

Door to en-suite:

En-Suite

Modern bathroom suite with tiled floor, fully tiled walls, walk in shower, wash hand basin, low flush toilet and heated towel rail.

Bedroom 2

L shaped double bedroom with built in wardrobe and window overlooking the rear garden.

Family Bathroom

Modern suite with tiled floor, fully tiled walls bath with Mira power shower above, wash hand basin and low flush WC.

Bedroom 3

Double bedroom with in built wardrobe and window overlooking the rear garden.

Bedroom 4

Double bedroom with in built wardrobe and window overlooking the front garden.

Externally

The Farmhouse benefits from a lawned garden to the front with herbaceous established borders with steps down to the front and the side of the house. There is a patio seating area to the side of the house with a small pond. The decking area provides an elevated area to admire the large lawned area and fields beyond.

The property benefits from a number of smaller garden sheds providing ample storage and workshop space along with an established vegetable patch.

Outbuildings

Modern Workshop (9.2m x 13.75m)

Modern steel portal framed workshop with full height swinging door and in built pedestrian door. The workshop benefits from a tarmac floor and single phase electric. We understand the Building was erected in around 1989.

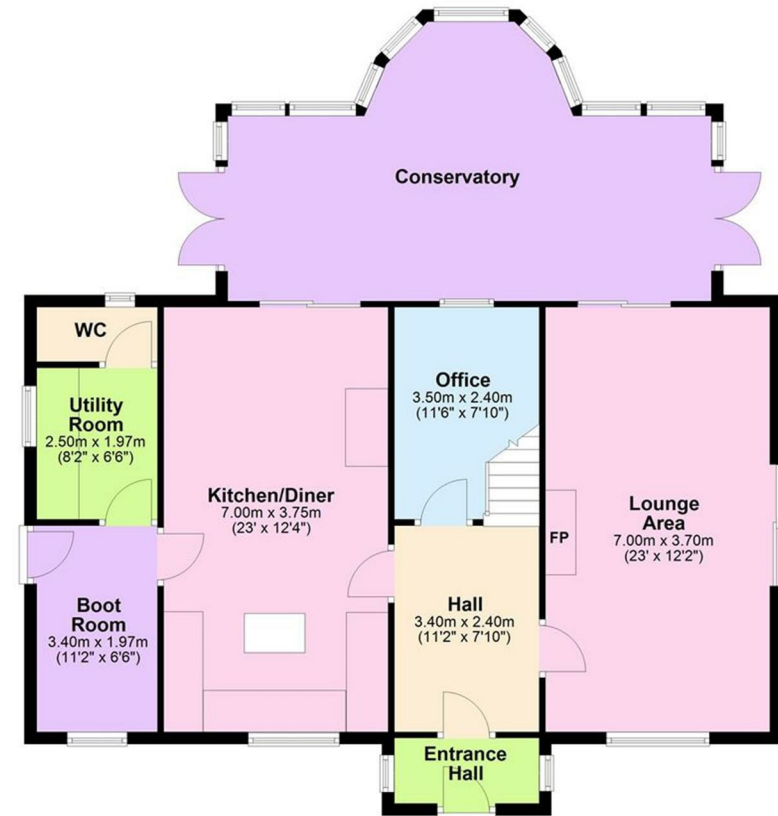
Pole Barn (23.4m x 7.6m)

A timber framed general store split into two buildings. The front building is a secure metal clad workshop with sliding door to the front and a hardcore floor. The rear end of the building is open fronted with an earth floor. We understand the building was erected in around 1992/1993.

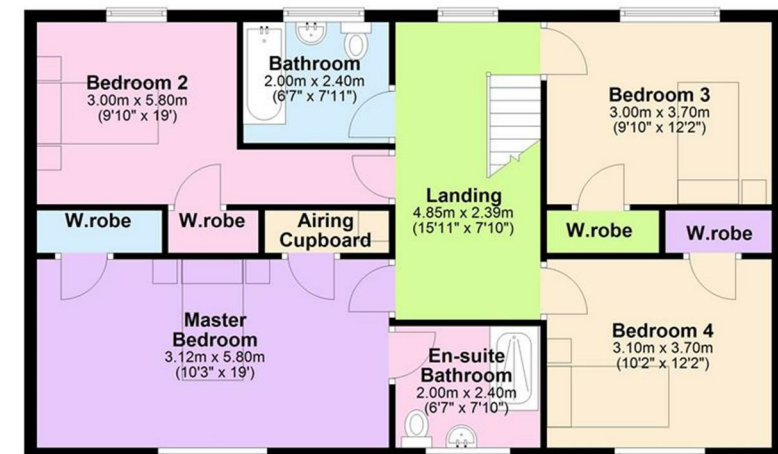
Pole Barn (23.4m x 7.6m)

A timber framed general store split into two buildings. The front building is a secure metal clad workshop with side sliding door and a concrete floor. The rear end of the building is open fronted with an earth floor. We understand the building was erected in around 1992/1993.

Ground Floor



First Floor





Timber Lean-to (14m x 3.7m)

Open fronted three bay timber lean-to with a concrete floor.

Caravan Site

The certified Caravan and Motorhome Club site was established in around 2019. The site provides 5 fully serviced pitches on hard standing, each with their own water, electric and grey water drainage. There is a motor home service point and septic tank serving the site. The site is currently adults only and is generally open from March until the end of October. The site has proved popular with Caravan and Motorhome club members due to its location, elevated views and nearby facilities.

Land

The property extends in total to 19.82 acres of which about 17.3 acres is grassland, about 2.08 acres is yard, buildings and track and the caravan site extends to about 0.44 acres. The land benefits from a natural water supply from the stream and pond.

The land is classified as Grade 3 land according to the Provisional Agricultural Land Classification and Soilscales describes the land as freely draining slightly acidic loamy soils.

Farmhouse Agricultural Occupancy Condition

The farmhouse has an existing Agricultural Occupancy Condition, otherwise known as an agricultural tie. The planning condition limits the occupation of the dwelling to a person solely, mainly or last employed in the locality in agriculture or forestry. A dependent of such person residing with them or a widow/widower of such a person will also qualify. Please contact the agent if you have any queries regarding this condition.

Tenure

Freehold with vacant possession upon completion.

Overage

Provision will be made for Uplift Overage at 35% of the increase in value for a period of 30 years from the date of acquisition, based on the increase in value above its agricultural value. Any Overage payments will be triggered by residential use including as a result of Permitted Development Rights.

Services

We understand the farm benefits from mains single phase electricity, mains water, broadband, private drainage and oil fired central heating. The cooker is fueled by Calor gas hob with electric oven. The woodburner in the lounge is oil.

Basic Payment Scheme & Stewardship

We understand that the land is registered with the Rural Payments Agency. The delinked payments under the Basic Payment Scheme are reserved to the vendors. The land is not currently within an environmental scheme, but the opportunity exists. We are not aware of any public footpaths or public designations affecting the land.

Sporting, Timber and Mineral Rights

All sporting, standing timber and mineral rights, if owned, are included in the sale.

Wayleaves, Easements and Rights of Way

The property is sold subject to and with the benefit of all easements, quasi easements, wayleaves, and rights of way both declared and undeclared

Site Plans

The plans included in the sale particulars are for identification purposes only and may have been reduced in scale to assist with printing.

Planning

The buildings and large yard area could provide opportunity for commercial/industrial uses, further information available from the agent.

The farm is on the edge of Yarpole village and could offer future residential development opportunities.

Local Authority & Public Utilities

Herefordshire Council, Plough Lane, Hereford, HR4 0LE 01432 260000

Welsh Water Dwr Cymru, Pentwyn Road, Nelson, Treharris, CF46 6LY 0800 052 0145

National Grid, Toll End Road, Tipton, DY4 0HH 0800 678 3105

Agents Note

Any plans used in the preparation of these details may have been reduced in scale and any interested parties should check the Title Plan before proceeding to purchase.

Council Tax

The property is Council Tax Band E









Health & Safety Notice

Prospective Purchasers should take all necessary care when making an inspection including wearing suitable clothing. Viewings are taken solely at the risk of those who view and neither the Agents nor the owners of the property take responsibility for any injury however caused.

Viewing

Strictly by appointment with the Agents with the agents Peter Kirby and Katie Bufton.
Sunderlands Hereford Office 01432 356161 (Option 3)

Important Notice

These particulars are set out as a guide only. They are intended to give a fair description of the property but may not be relied upon as a statement or representation of facts. These particulars are produced in good faith but are inevitably subjective and do not form part of any Contract. No persons within Sunderlands have any authority to make or give any representation or warranty whatsoever in relation to the property.

Directions

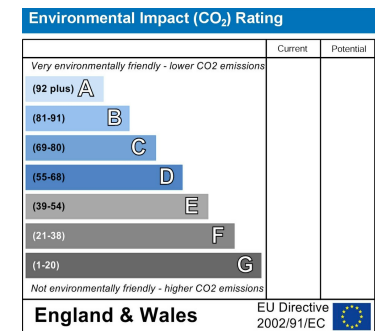
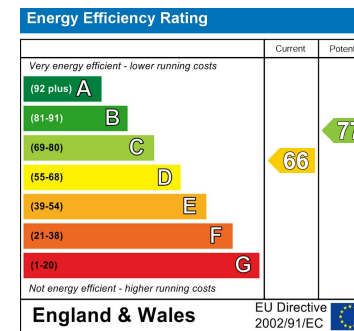
From Leominster, head north along bridge street along the A44, continue along the road passing through the rural village of Lucton after leaving Lucton take the next left sign posted Yarpole Lane. Continue along Yarpole lane until you reach the T-junction, turn right continue through the village along Green Lane passing The Bell Pub on your right. Continue through the village and you will find Middleton Farm on your left which is clearly signposted. Please note the gates are security coded so the viewing agent will meet you here to start your viewing.

What3Words

///range.dolphin.transcribes

Access

The property benefits from road frontage onto Green Lane into Yarpole. We understand the property also benefits from a right of way over the rural track coloured yellow.



Sunderlands

Hereford Branch

Offa House, St Peters Square,
Hereford HR1 2PQ
Tel: 01432 356 161
Email: hereford@sunderlands.co.uk

Hay-on-Wye Branch

3 Pavement House, The Pavement,
Hay on Wye, Herefordshire HR3 5BU
Tel: 01497 822 522
Email: hay@sunderlands.co.uk

www.sunderlands.co.uk



None of these statements contained in these particulars are to be relied upon as statements or representations of fact. These particulars are not an offer or contract or part of one. Floor plans are provided for guidance as to the layout of the property only. Room sizes and measurements are approximate only. Please note we have not tested the equipment, appliances and services in the property and interested parties are advised to commission appropriate investigation before formulating their offer for purchase. Sunderlands are a member of the 'Ombudsman for Estate Agents Scheme' OEA and therefore adhere to their Code of Practice. A copy of the Code of Practice is available on request.