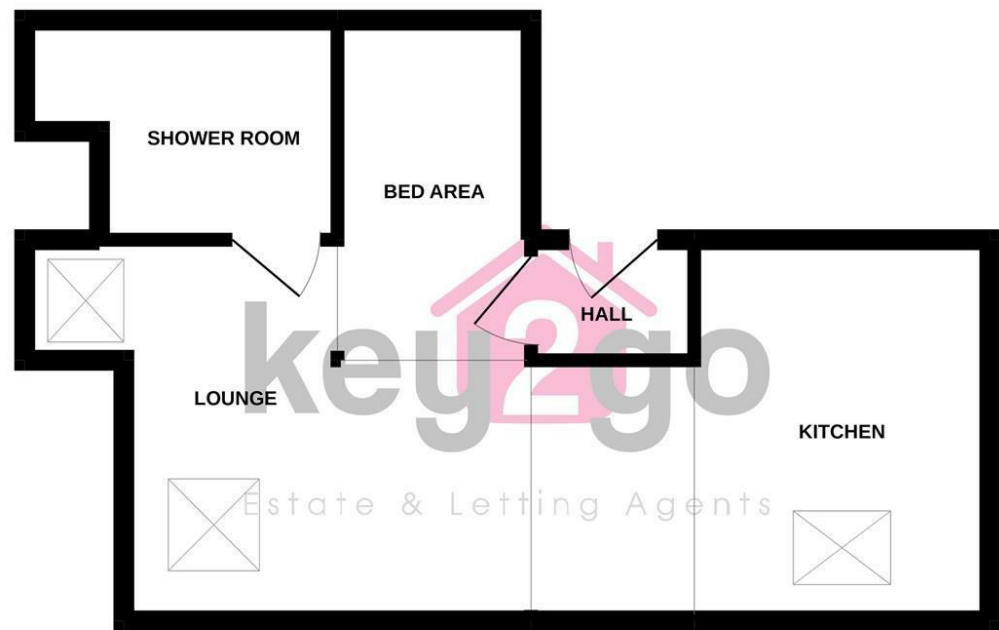


Floorplan

GROUND FLOOR
358 sq.ft. (33.3 sq.m.) approx.

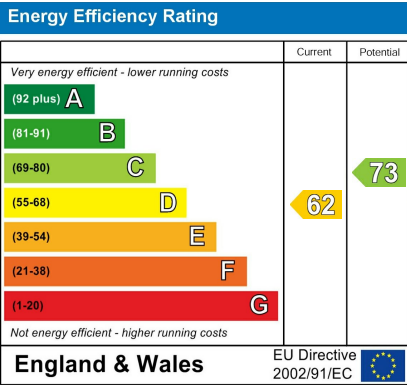


TOTAL FLOOR AREA : 358 sq.ft. (33.3 sq.m.) approx.
Whilst every attempt has been made to ensure the accuracy of the floorplan contained here, measurements of doors, windows, rooms and any other items are approximate and no responsibility is taken for any error, omission or mis-statement. This plan is for illustrative purposes only and should be used as such by any prospective purchaser. The services, systems and appliances shown have not been tested and no guarantee as to their operability or efficiency can be given.
Made with Metropix ©2021

Area Map



Energy Efficiency Graph



Viewing

Please contact our Lettings Team Office on 0114 2478819 if you wish to arrange a viewing appointment for this property or require further information.

These particulars, whilst believed to be accurate are set out as a general outline only for guidance and do not constitute any part of an offer or contract. Intending purchasers should not rely on them as statements of representation of fact, but must satisfy themselves by inspection or otherwise as to their accuracy. No person in this firms employment has the authority to make or give any representation or warranty in respect of the property.



125 Station Road
Woodhouse, Sheffield, S13 7RF


£500 PCM



125 Station Road

Woodhouse, Sheffield, S13 7RF

£500 PCM



A fantastic and unique opportunity to rent this spacious studio apartment which is positioned in a popular residential area!