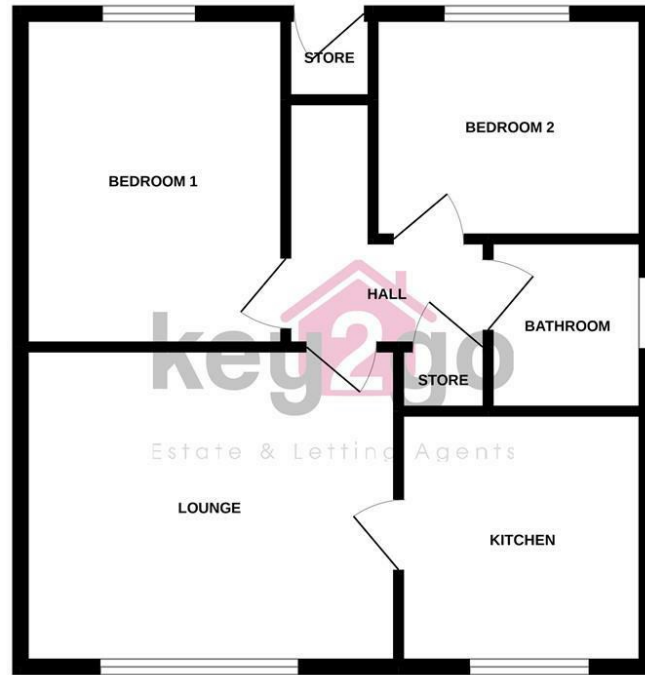


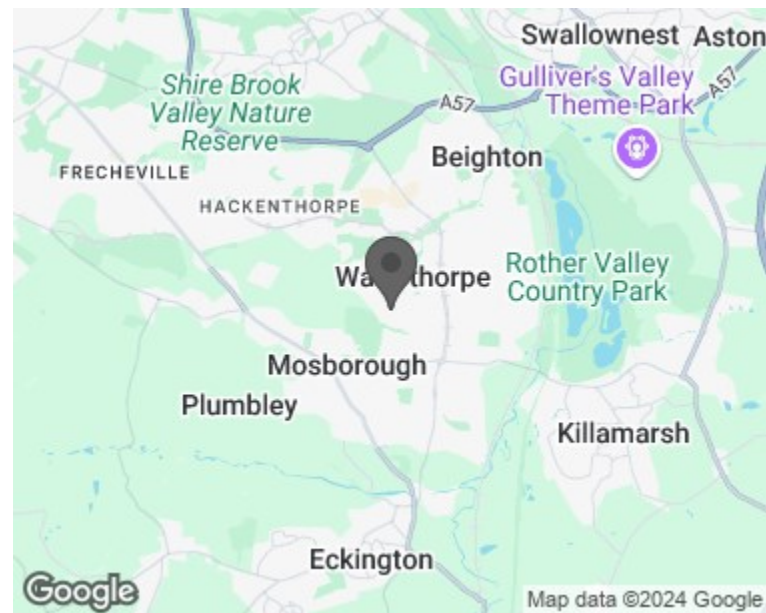
Floorplan

GROUND FLOOR
521 sq.ft. (48.4 sq.m.) approx.

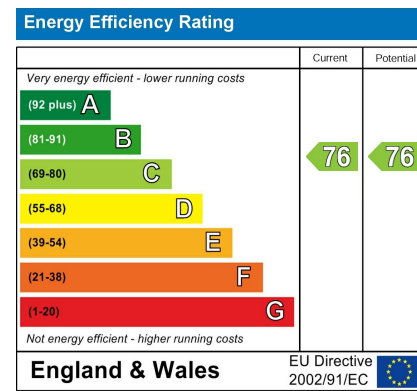


TOTAL FLOOR AREA : 521 sq.ft. (48.4 sq.m.) approx.
Whilst every attempt has been made to ensure the accuracy of the floorplan contained herein, measurements of doors, windows, rooms and any other items are approximate and no responsibility is taken for any error, omission or mis-statement. This plan is for illustrative purposes only and should be used as such by any prospective purchaser. The services, systems and appliances shown have not been tested and no guarantee is given to their operability or efficiency can be given.
Made with Metropix ©2022

Area Map



Energy Efficiency Graph



Viewing


Please contact our Lettings Team Office on 0114 2478819 if you wish to arrange a viewing appointment for this property or require further information.

These particulars, whilst believed to be accurate are set out as a general outline only for guidance and do not constitute any part of an offer or contract. Intending purchasers should not rely on them as statements of representation of fact, but must satisfy themselves by inspection or otherwise as to their accuracy. No person in this firm's employment has the authority to make or give any representation or warranty in respect of the property.



7 Meadowcroft Rise
Westfield, Sheffield, S20 8EP

£650 PCM



7 Meadowcroft Rise

Westfield, Sheffield, S20 8EP

£650 PCM



AVAILABLE NOW! This property benefits from two good sized bedrooms, a modern kitchen, bathroom and spacious lounge. On the doorstep to main public transport links and local amenities including Crystal Peaks Shopping Centre and Drakehouse Retail Park. Having allocated parking and its own garden. Ideal for a couple or single person!

