

**RUSH
WITT &
WILSON**



**Flat 1, 24 Sackville Road, Bexhill-On-Sea, East Sussex TN39 3JL
£175,000**

A bright and spacious two bedroom first floor apartment situated in the heart of Bexhill town centre with its wide range of amenities and within close proximity to the Bexhill train station offering direct links to London Victoria, Ashford International and Brighton and Bexhill seafront. Internally the property comprises a bay front living room, two double bedrooms, fitted kitchen and modern bathroom suite. Other internal benefits include central heating to radiators and partial double glazing throughout. Viewing come highly recommended by Rush Witt & Wilson, Sole Agents.



Communal Entrance Hall

With stairs leading to the first floor.

Private Entrance Hallway

With entrance door, entryphone system, exposed wood flooring.

Living Room

16'11" x 12'0" (5.18m x 3.67m)

Bay window to the front elevation, double radiator, exposed wood flooring.

Bedroom One

13'9" x 11'6" (4.2m x 3.53m)

Window to the rear elevation, double radiator.

Bedroom Two

13'8" x 9'6" (4.19m x 2.9m)

Window to the front elevation and double radiator.

Kitchen

10'11" x 9'10" (3.33m x 3m)

Fitted kitchen with range of matching wall and base level units with laminate straight edge worktop surfaces, one and a half bowl sink, drainer and mixer tap, integrated electric oven with four ring gas hob and extractor canopy above and space and plumbing for washing machine, space for free standing fridge and freezer, window to the side elevation and double radiator, exposed wood flooring.

Bathroom

Modern suite comprising w.c. with low level flush, pedestal mounted wash hand basin with hot and cold tap, panelled bath with chrome hot and cold tap with additional chrome wall mounted shower controls, chrome shower hand attachment and chrome rain effect shower head, tiled splashbacks and tiled walls, window to the rear elevation.

Sun Terrace/Fire Escape

Obscure glass panelled door leading to the fire escape/sun terrace spot

Lease & Maintenance

Leasehold. BRAND NEW LEASE 162 YEARS.

Agents Note

None of the services or appliances mentioned in these sale particulars have been tested. It should also be noted that

measurements quoted are given for guidance only and are approximate and should not be relied upon for any other purpose.

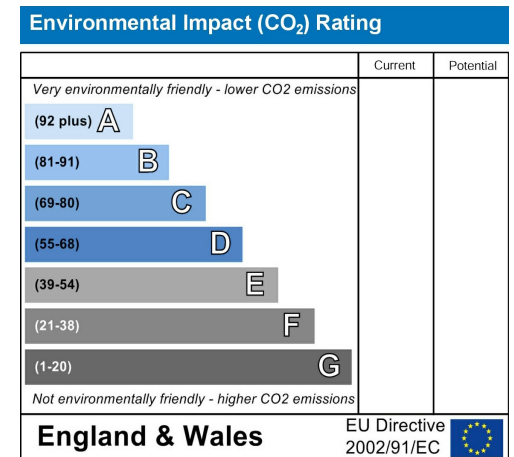
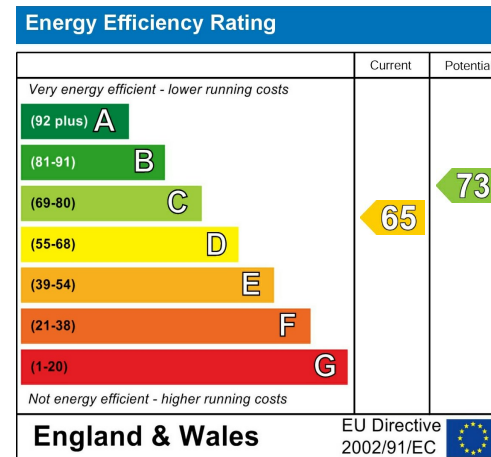
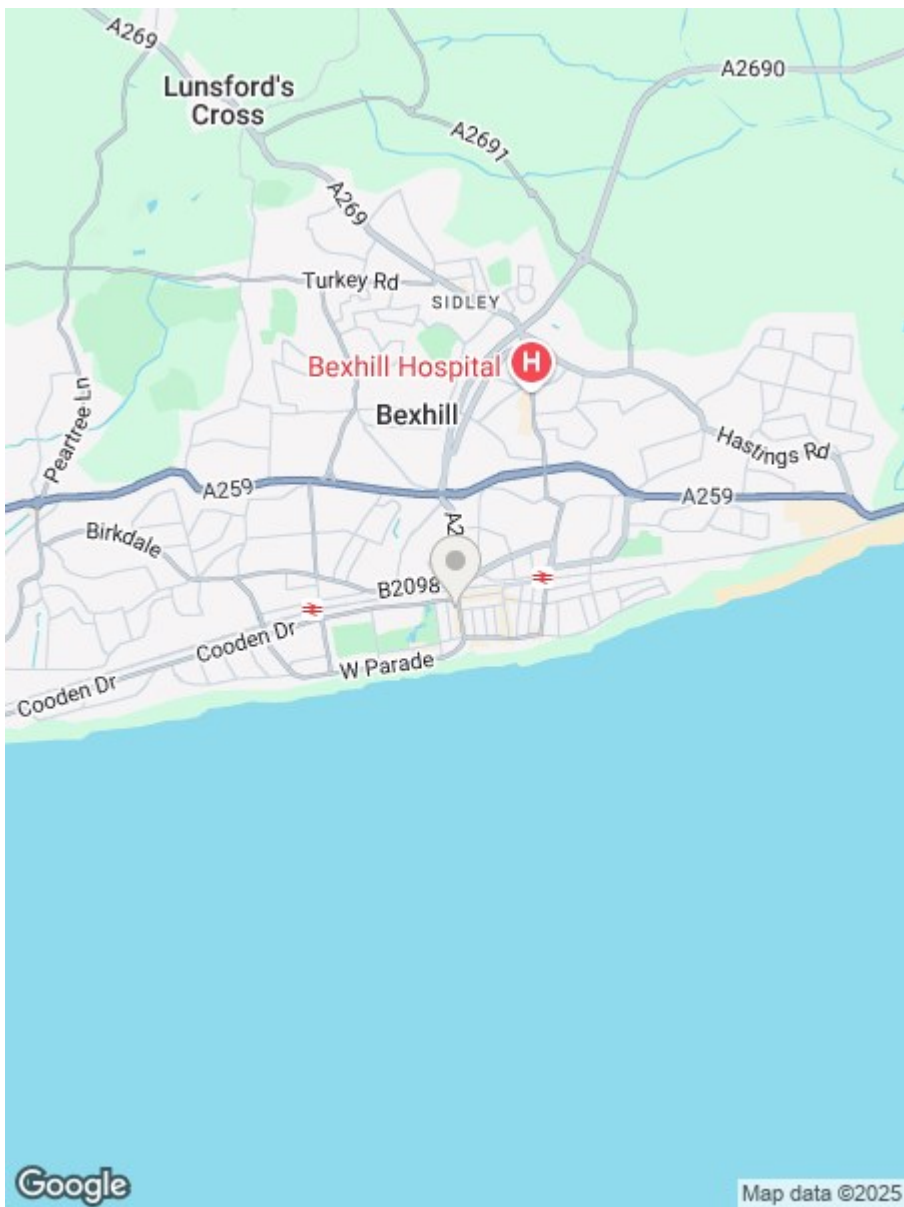


1ST FLOOR
706 sq.ft. (65.6 sq.m.) approx.



TOTAL FLOOR AREA : 706 sq.ft. (65.6 sq.m.) approx.

Whilst every attempt has been made to ensure the accuracy of the floorplan contained here, measurements of doors, windows, rooms and any other items are approximate and no responsibility is taken for any error, omission or mis-statement. This plan is for illustrative purposes only and should be used as such by any prospective purchaser. The services, systems and appliances shown have not been tested and no guarantee as to their operability or efficiency can be given.
Made with Metropix ©2025



**RUSH
WITT &
WILSON**

**Residential Estate Agents
Lettings & Property Management**



**3 Devonshire Road
Bexhill-on-Sea
East Sussex
TN40 1AH
Tel: 01424 225588
bexhill@rushwittwilson.co.uk
www.rushwittwilson.co.uk**