

**RUSH
WITT &
WILSON**



22 Tilford Court Sutton Place, Bexhill-On-Sea, East Sussex TN40 1PF
£264,000

A bright and spacious three bedroom seafront apartment, situated in the popular location of Sutton Place, Bexhill. Internally the property comprises a fitted kitchen, south facing living room with sun balcony with sea views, three bedrooms, bathroom and a separate wc. Other internal benefits include gas central heating to radiators and double glazed windows and doors throughout. Externally the property boasts a garage en-bloc and parking. Viewing comes highly recommended by RWW . Council Tax Band B.



Communal Entrance Hallway

With entry-phone system, stairs leading to second floor.

Private Entrance Hall

With entrance door, radiator, storage cupboards with shelving and airing cupboard with slated shelving and radiator .

Living Room

14'8" x 13'11" (4.48 x 4.26)

Double glazed sliding doors overlooking the southerly aspect with stunning views towards the sea, double radiator.

Sun Balcony

With panoramic views across the sea.

Kitchen

14'4" x 6'6" (4.39 x 2.00)

Fitted kitchen with a range of matching wall and base level units with laminate straight edge worktop surfaces, one and half bowl sink with drainer and mixer tap, integrated double oven, four ring electric hob with extractor canopy above, space and plumbing for washing machine and dishwasher, space for under counter fridge and freezer, tiled splashbacks, gas central heating and domestic hot water boiler, double glazed windows overlook the southerly aspect with stunning views towards the sea.

Bedroom One

13'5" x 11'2" (4.10 x 3.41)

Double glazed windows to the rear elevation, radiator, built in wardrobe cupboards with hanging space and shelving.

Bedroom Two

9'5" x 7'11" (2.89 x 2.42)

With windows to the rear elevation, radiator.

Bedroom Three

9'1" x 8'0" (2.77 x 2.46)

Windows to the rear elevation, radiator, built in wardrobe cupboards with hanging space and shelving.

Separate WC

Suite comprising wc with low level flush, floating wash hand basin with hot and cold tap, tiled walls, tiled flooring.

Shower Room

Modern suite comprising wc with low level flush, pedestal

mounted wash hand basin with hot and cold tap, walk in shower cubicle with wall mounted shower controls, chrome shower attachment and chrome showerhead, chrome heated towel rail, tiled walls, tiled floor.

Outside

Garage En-Bloc

Lease And Maintenance

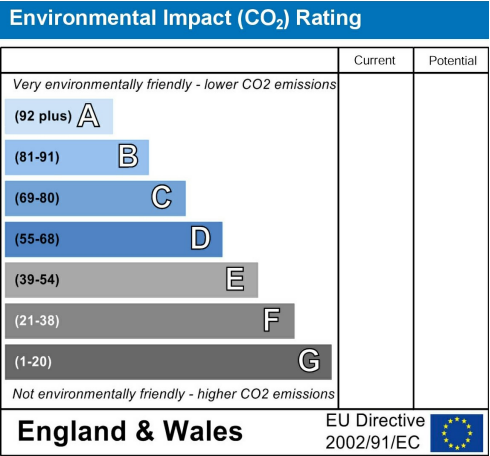
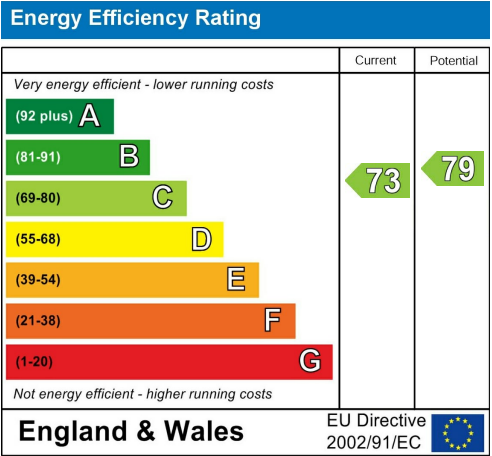
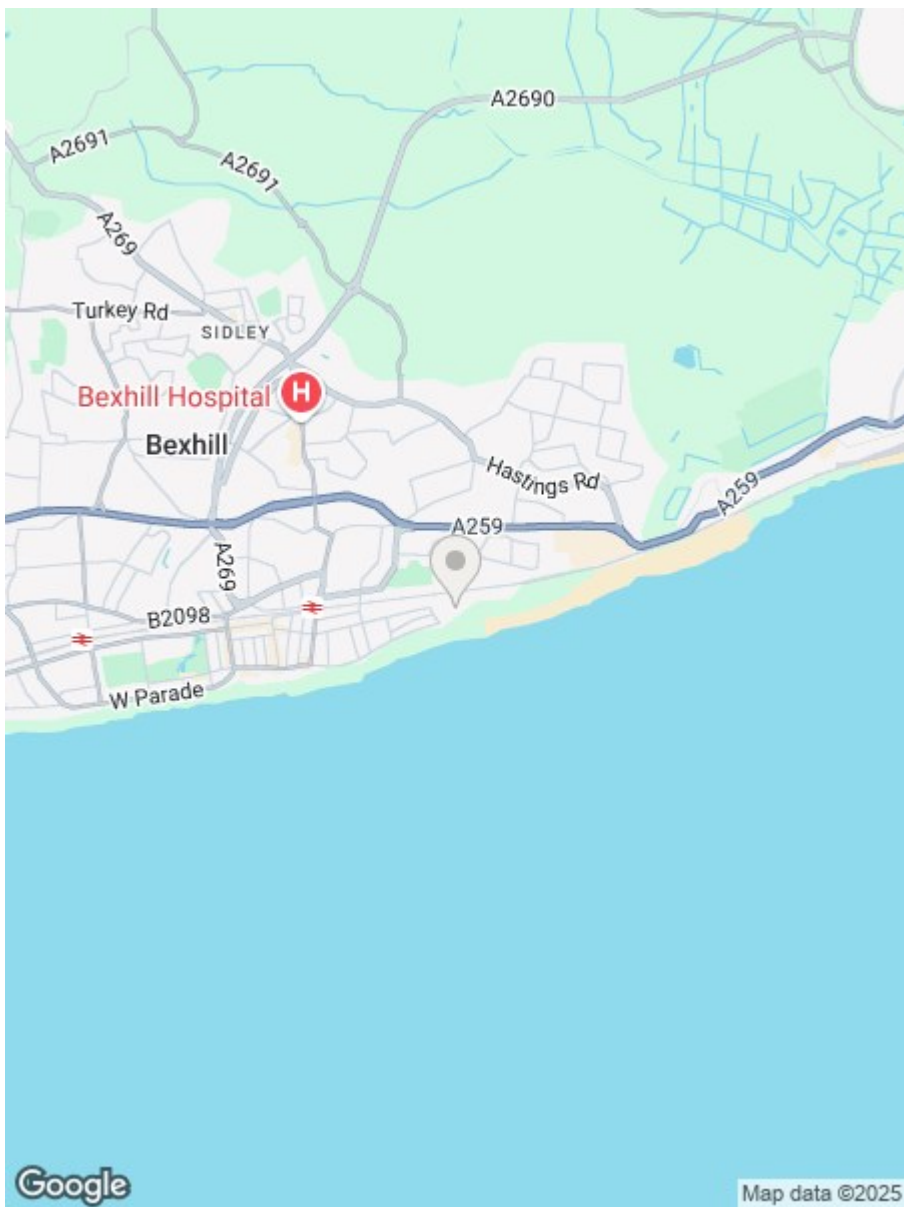
TBC

Agents Note

None of the services or appliances mentioned in these sale particulars have been tested. It should also be noted that measurements quoted are given for guidance only and are approximate and should not be relied upon for any other purpose.







**RUSH
WITT &
WILSON**

Residential Estate Agents
Lettings & Property Management



3 Devonshire Road
Bexhill-on-Sea
East Sussex
TN40 1AH
Tel: 01424 225588
bexhill@rushwittwilson.co.uk
www.rushwittwilson.co.uk