

**RUSH
WITT &
WILSON**



**3 Bayencourt North, Bexhill-On-Sea, East Sussex TN40 2AJ
£272,500**

A bright and spacious three bedroom semi-detached house, in need of modernisation, located in a popular residential location in Bexhill. Comprising dual aspect living room, kitchen/breakfast room, conservatory, downstairs wc, three double bedrooms, en-suite and family bathroom. Other internal benefits include gas central heating to radiators and double glazed windows and doors throughout. Externally the property boasts a driveway providing off road parking for multiple vehicles and a well established westerly facing rear garden. Viewing comes highly recommended by RWW sole agents. Council Tax Band B.



Entrance Porch

With obscured glass panelled doors and windows to the front elevation, leading to the entrance hallway.

Entrance Hallway

Obscured glass panelled door, radiator, stairs leading to the first floor, double glazed windows to the front elevation.

Living Room

18'10" x 10'6" (5.76 x 3.22)

Dual aspect with double glazed windows to the front and rear elevation, glass panelled door giving access onto the rear garden, two radiators.

Kitchen/Breakfast Room

12'9" x 10'11" (3.91 x 3.33)

Fitted kitchen with a range of matching wall and base level units with laminated rolled edge worktop surfaces, sink with drainer and hot and cold tap, integrated electric oven with grill, four ring gas hob, space and plumbing for washing machine, space for freestanding fridge and freezer, alcove with fitted shelving, obscured glass panelled windows to the side elevation, door leading to the conservatory.

Conservatory

8'11" x 7'2" (2.74 x 2.20)

With windows to the side and rear elevations, glass panelled doors giving access onto the rear garden, radiator.

Downstairs WC

Suite comprising wc with low level flush, pedestal mounted wash hand basin with hot and cold tap, radiator, obscured glass panelled window to the front elevation.

First Floor Landing

Access to loft space via loft hatch. Large linen cupboard with fitted shelving and radiator.

Bedroom One

14'1" x 7'8" (4.30 x 2.34)

Double glazed windows to the front elevation, built in wardrobe cupboards with hanging space and shelving, radiator.

En-Suite

Suite comprising wc with low level flush, walk in shower cubicle with wall mounted shower controls, shower attachment and showerhead, wash hand basin with hot and

cold tap, obscured glass panelled window to the rear elevation, part tiled walls, radiator.

Bedroom Two

10'5" x 9'10" (3.19 x 3.00)

Double glazed windows to the front elevation, built in wardrobe cupboard.

Bedroom Three

10'5" x 7'9" (3.19 x 2.37)

Double glazed windows to the rear elevation, built in wardrobe cupboards.

Outside**Front Garden**

Paved driveway providing off road parking for multiple vehicles, area of front garden with shrubs and laid with pebbles.

Rear Garden

Well established rear garden, patio areas suitable for alfresco dining, laid with pebble and lawn, all enclosed to all sides, side access is available, timber framed shed, seating area.

Agents Note

None of the services or appliances mentioned in these sale particulars have been tested. It should also be noted that measurements quoted are given for guidance only and are approximate and should not be relied upon for any other purpose.



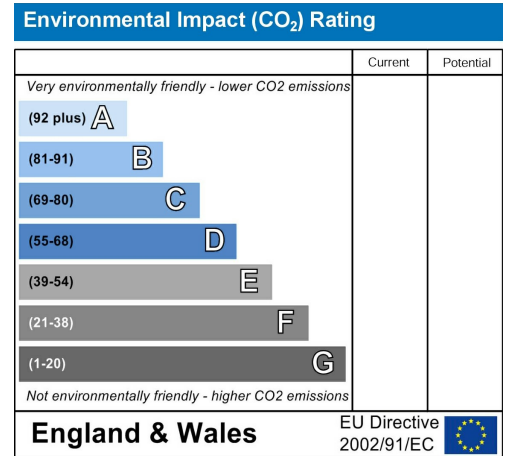
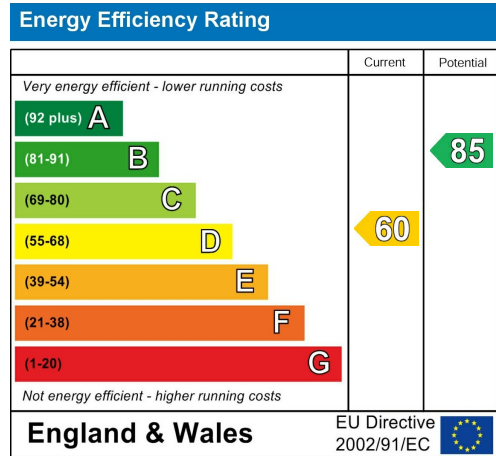
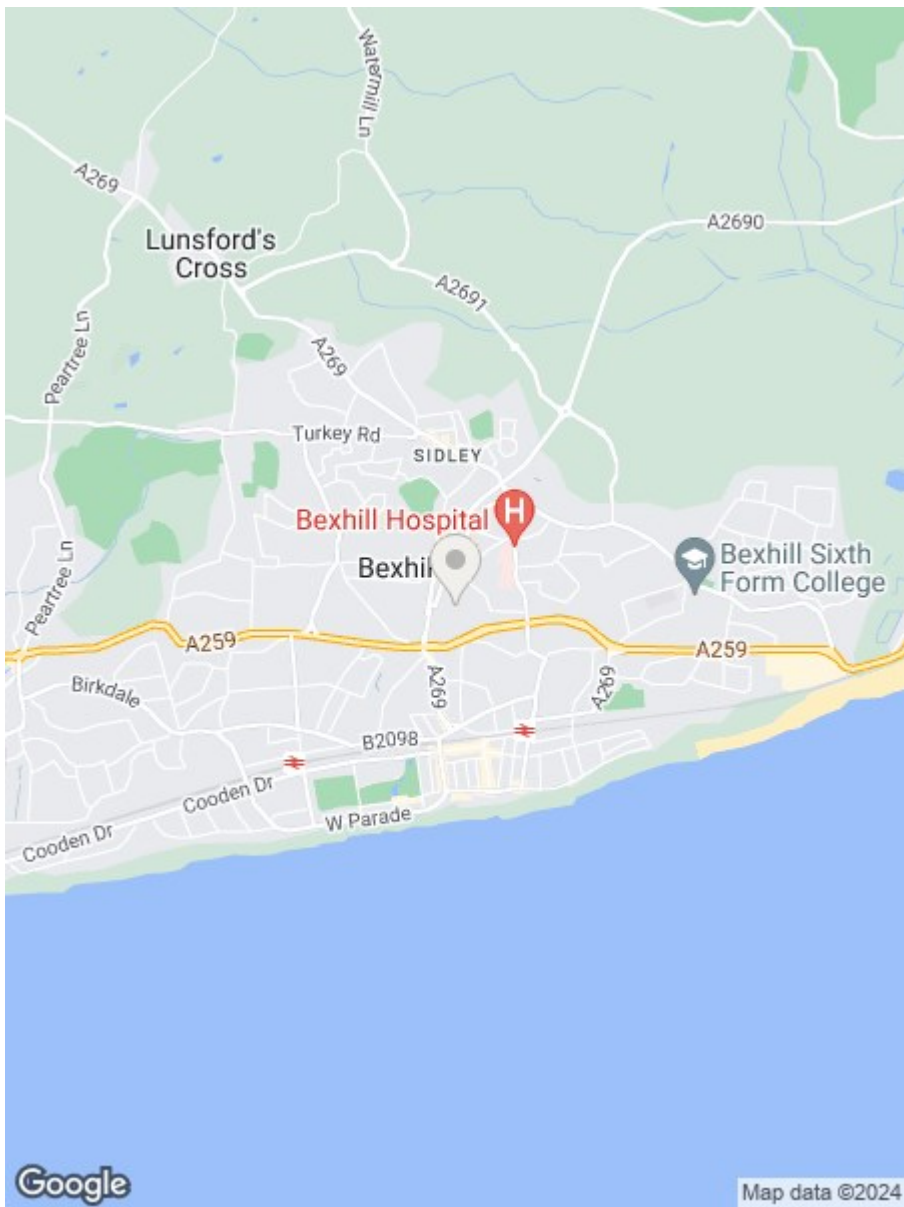
GROUND FLOOR
455 sq.ft. (42.3 sq.m.) approx.

1ST FLOOR
376 sq.ft. (34.9 sq.m.) approx.



TOTAL FLOOR AREA : 832 sq.ft. (77.3 sq.m.) approx.

Whilst every attempt has been made to ensure the accuracy of the floorplan contained here, measurements of doors, windows, rooms and any other items are approximate and no responsibility is taken for any error, omission or mis-statement. This plan is for illustrative purposes only and should be used as such by any prospective purchaser. The services, systems and appliances shown have not been tested and no guarantee as to their operability or efficiency can be given.
Made with Metropix ©2024



**RUSH
WITT &
WILSON**

Residential Estate Agents
Lettings & Property Management



3 Devonshire Road
Bexhill-on-Sea
East Sussex
TN40 1AH
Tel: 01424 225588
bexhill@rushwittwilson.co.uk
www.rushwittwilson.co.uk