

**RUSH  
WITT &  
WILSON**



RUSH  
WITT &

**1 Glenview Close, Hastings, East Sussex TN35 5DZ**  
**Offers In The Region Of £595,000**



Tucked away in the peaceful cul-de-sac of Glenview Close, Hastings, this charming detached home offers a rare opportunity to own a property lovingly cared for by its original owner since it was built around 1983. Brimming with warmth and character, this delightful residence features three to four generously sized bedrooms (depending on your layout preference), along with bright and welcoming reception rooms ideal for both relaxing and entertaining. A thoughtfully designed ground floor bathroom and an en suite to the main upstairs bedroom provide comfort and convenience, while the flexible layout adapts seamlessly to the needs of modern family life. Outside, the beautifully landscaped gardens wrap around the home, creating a private oasis for outdoor enjoyment. Whether you're hosting summer gatherings or simply soaking in the serenity, this garden is a true haven. The upper reception room opens onto a charming balcony - perfect for your morning coffee or evening glass of wine, with picturesque views of the surrounding area. Additional features include a garage and driveway parking for one vehicle, enhancing the everyday practicality of this lovely home. Located just a stone's throw from the scenic Barley Lane and East Hill walking trails, nature lovers will appreciate the easy access to some of Hastings' most beautiful spots. Rarely do homes of this calibre in such a sought-after setting come to market. This is more than just a house - it's a home filled with history, heart, and endless potential. Don't miss your chance to make it your own.





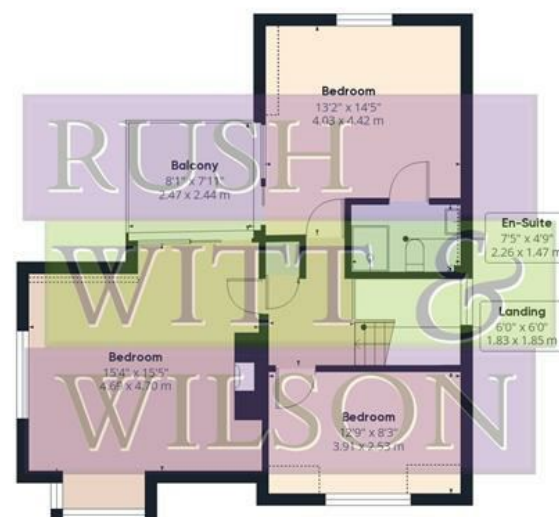








**Floor 0**



**Floor 1**

**Approximate total area<sup>(1)</sup>**

1695.76 ft<sup>2</sup>

157.54 m<sup>2</sup>

**Balconies and terraces**

64.05 ft<sup>2</sup>

5.95 m<sup>2</sup>

**Reduced headroom**

26.7 ft<sup>2</sup>

2.49 m<sup>2</sup>

(1) Excluding balconies and terraces

Reduced headroom

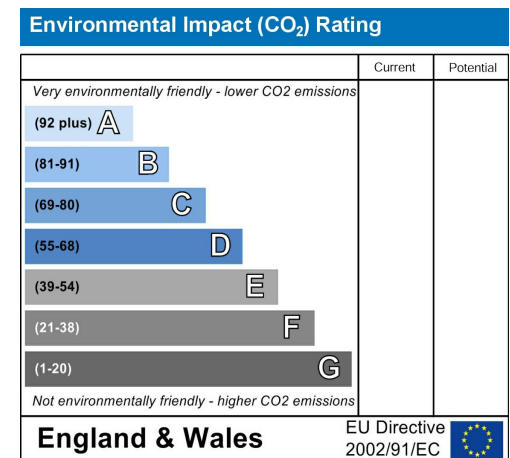
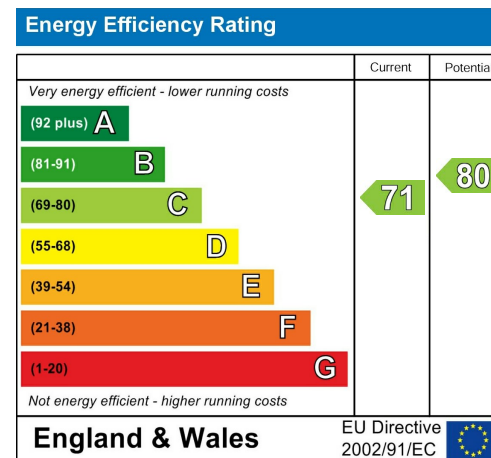
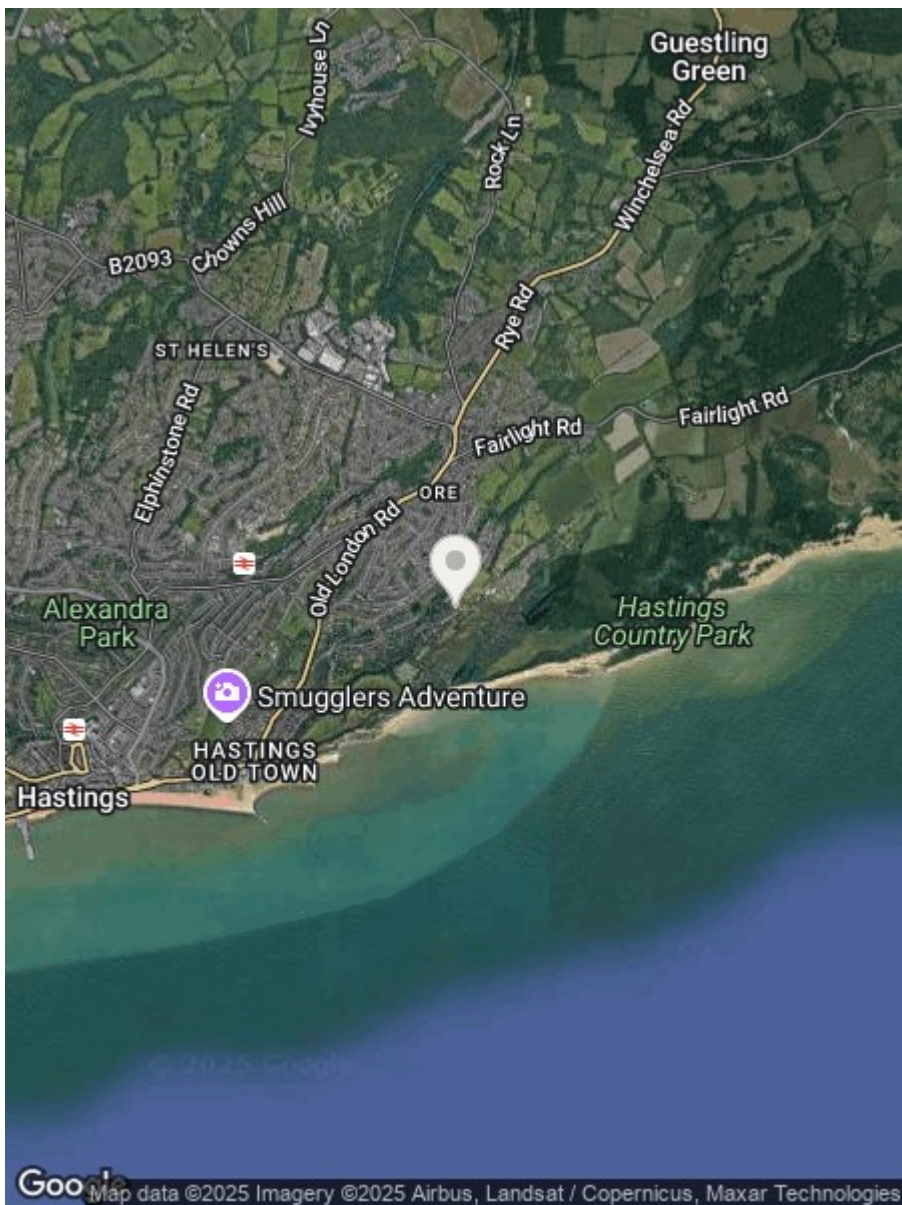
..... Below 5 ft/1.5 m

While every attempt has been made to ensure accuracy, all measurements are approximate, not to scale. This floor plan is for illustrative purposes only.

Calculations are based on RICS IPMS 3C standard.

**GIRAFFE 360**





**RUSH  
WITT &  
WILSON**

**Residential Estate Agents  
Lettings & Property Management**



**Rother House Havelock Road  
Hastings  
East Sussex  
TN34 1BP  
Tel: 01424 442443  
hastings@rushwittwilson.co.uk  
www.rushwittwilson.co.uk**