


RUSH
WITT &
WILSON



RUSH
WITT &

Rosemount, 147 Hughenden Road, Hastings, TN34 3TA
Offers In Excess Of £650,000

Situated close to the heart of the town, Rush Witt are pleased to present this Victorian former Station Masters' house, boasting approximately 1600 sq ft and high ceilings throughout. This property oozes character and sophistication and has been painstakingly restored to the highest standard to offer three king size bedrooms, all with decorative panelling, original pine floorboards, and spacious fitted wardrobes. The main bathroom suite enjoys Burlington fixtures with terracotta tile flooring, a luxurious roll top bath and walk-in shower. The master bedroom enjoys a convenient ensuite wet room. The ground floor has an impressive modern kitchen/dining area with plenty of natural light from 3 velux windows above, and a calming view of the attractive outdoor area to the rear. The kitchen area benefits from stunning matte blue units with high quality fixtures and integrated appliances, including a Bosch dishwasher, oven/microwave and washing machine, white quartz worktops with countersunk sink and professional integrated hob. The show stopping rustic terracotta parquet tiled flooring is a wonderful character feature. The ground floor also benefits from a WC and two comfortable and beautifully decorated living rooms. This gorgeous home enjoys newly fitted UPVC sash windows, zonal heating with two Nest thermostats, and off road parking for two cars. Just a stones throw from Ore train station located on the 'marshlink' high speed rail line to St Pancras International, and close to the tranquillity of Alexandra Park, St Helen's Wood and West Hill, this home is sure to garner significant interest, and you are advised to book a viewing as soon as possible, to avoid disappointment.





RUSH
WITT &
WILSON



RUSH
WITT &
WILSON



RUSH
WITT &
WILSON



RUSH
WITT &
WILSON



RUSH
WITT &
WILSON



RUSH
WITT &
WILSON



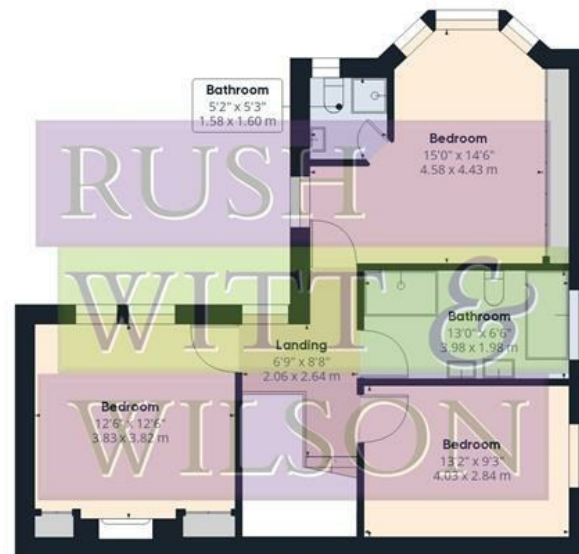
RUSH
WITT &
WILSON



RUSH
WITT &
WILSON



Floor 0



Floor 1

Approximate total area⁽¹⁾

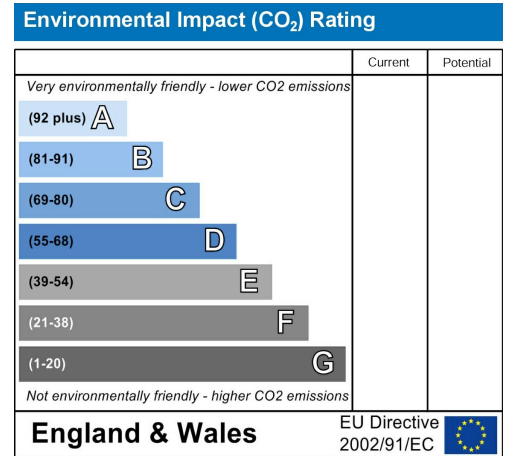
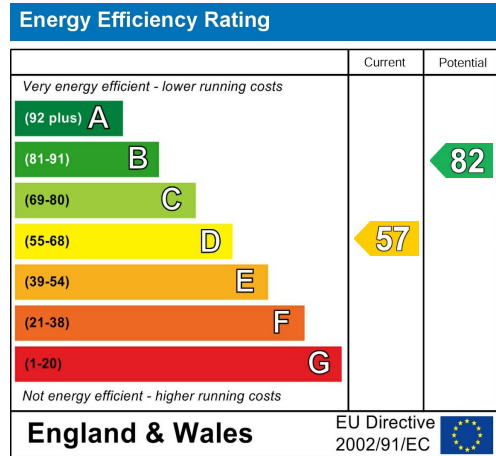
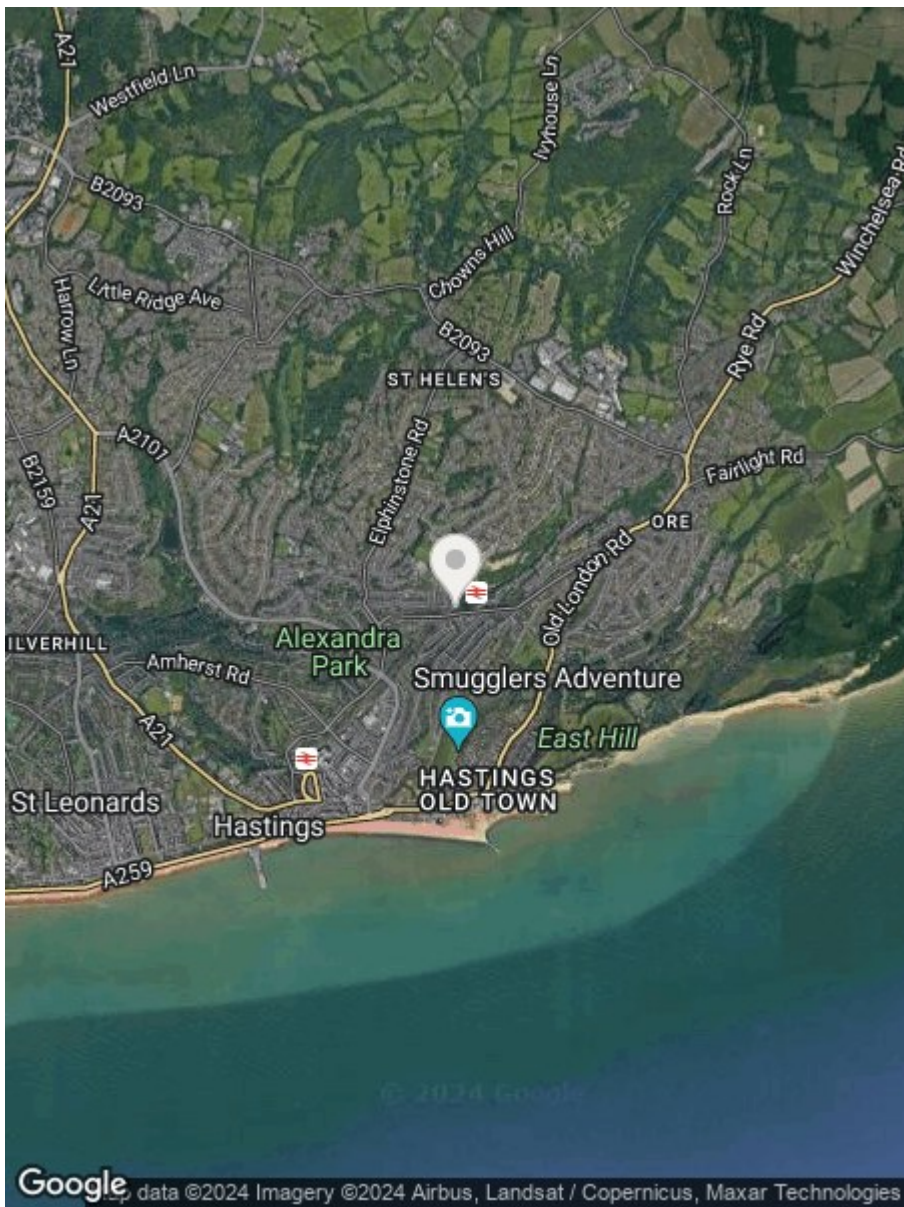
1563.03 ft²

145.21 m²

(1) Excluding balconies and terraces

While every attempt has been made to ensure accuracy, all measurements are approximate, not to scale. This floor plan is for illustrative purposes only.

GIRAFFE 360



**RUSH
WITT &
WILSON**

**Residential Estate Agents
Lettings & Property Management**



**Rother House Havelock Road
Hastings
East Sussex
TN34 1BP
Tel: 01424 442443
hastings@rushwittwilson.co.uk
www.rushwittwilson.co.uk**