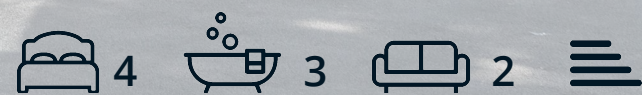




Elmslea Somersall Lane
Chesterfield, S40 3LA

£875,000



Elmslea Somersall Lane

, Chesterfield, S40 3LA

Located in unarguably one of the most desirable postcodes in Chesterfield, situated on the highly sought-after Somersall Lane, this development presents a unique opportunity to purchase a characterful new build home in this exceptionally desired location. Constructed by local builder, Rutland Properties, this bespoke development consists of 3 individually designed homes, crafted around modern day life.

Welcome to Elmslea, a charming and elegantly styled 4 double bedroom executive family home, architecturally designed to blend into the eclectic period facade of Somersall Lane. Offering a truly spacious 2529 sqft of accommodation over 2 storeys, the property features an open plan living and dining island kitchen, a designated ground floor office providing ample work-from-home space, a separate formal lounge, generously sized bedrooms including beds 1 and 2 with en-suite shower room, an integral single garage, ample off road parking and a private garden to the rear of the property.

2 x AEG 8000 Series Built in Multifunction Ovens

AEG Series 8000 Built in Combination Microwave

AEG Black Warming Drawers

AEG Series 8000 Black Induction Hob with Built in Extractor (4 ring)

Samsung Family Hub Freestanding Fridge Freezer with Interactive Smart Screen

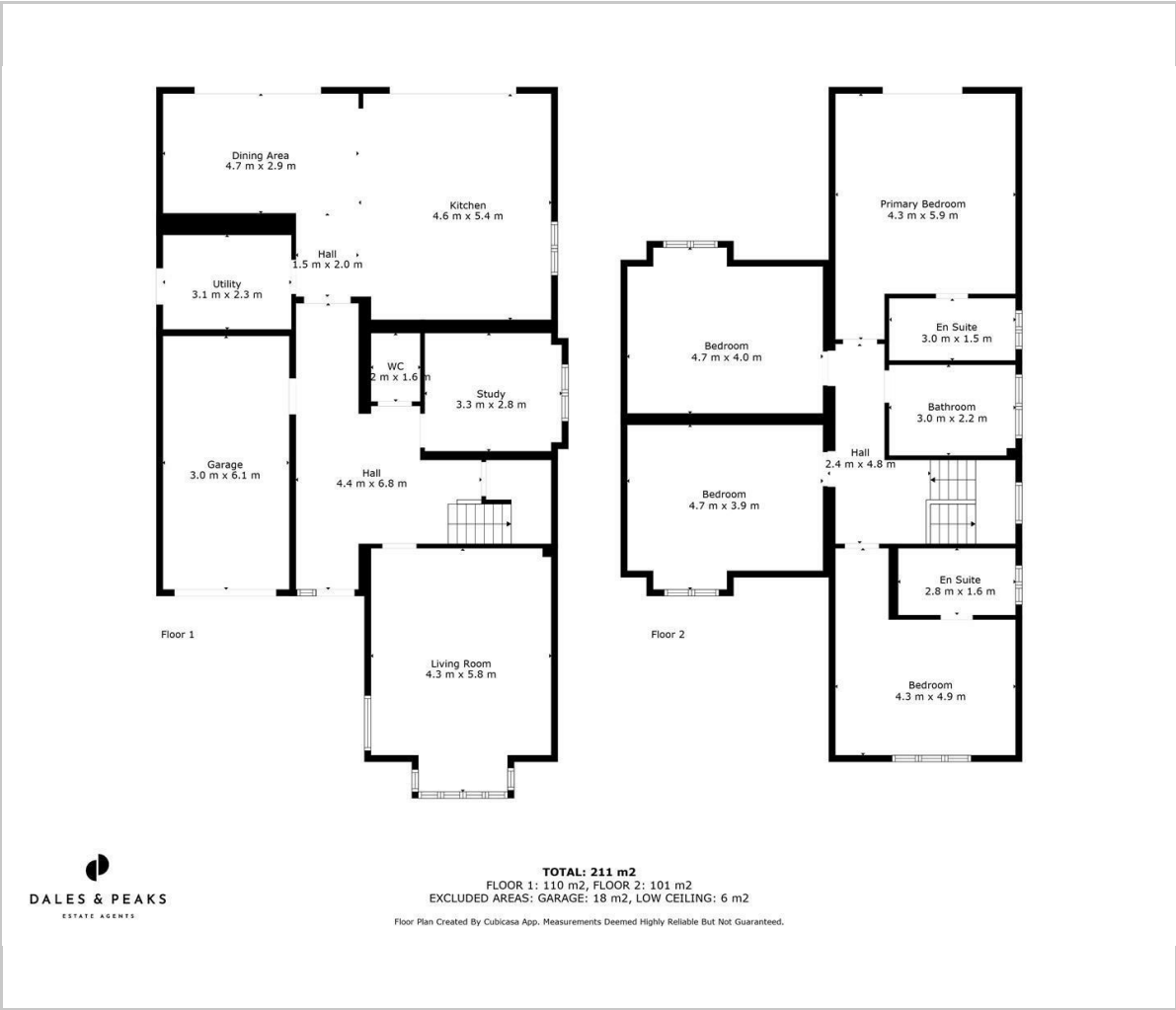




AEG Built in Black Bottle Wine Cooler
AEG Series 9000 Integrated Full Size Dishwasher
Quooker Fusion Round PRO3
Brass 4 in 1 Boiling water Tap
Oak Herringbone Floor throughout



Floor Plan

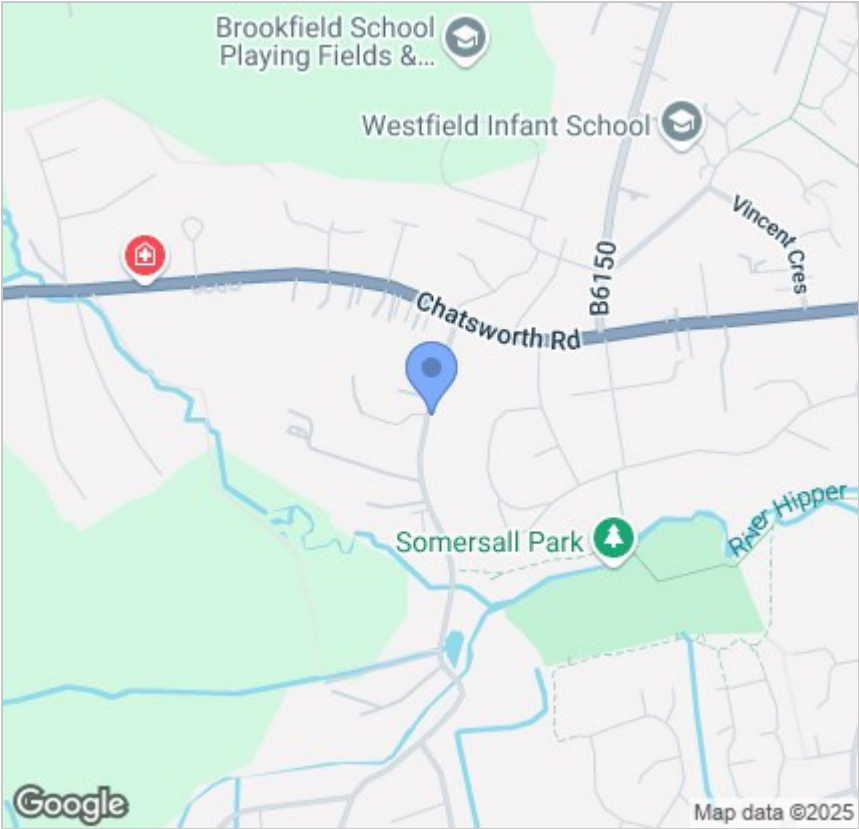


Viewing

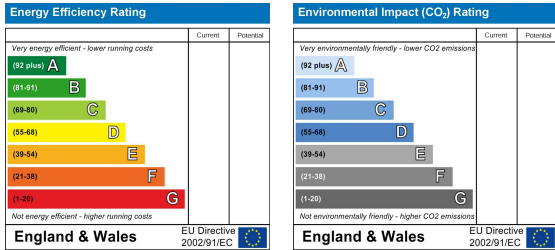
Please contact our Chesterfield Office on 01246 567540 if you wish to arrange a viewing appointment for this property or require further information.

These particulars, whilst believed to be accurate are set out as a general outline only for guidance and do not constitute any part of an offer or contract. Intending purchasers should not rely on them as statements of representation of fact, but must satisfy themselves by inspection or otherwise as to their accuracy. No person in this firms employment has the authority to make or give any representation or warranty in respect of the property.

Area Map



Energy Efficiency Graph



131 Chatsworth Road, Chesterfield, Derbyshire, S40 2AP
T: 01246 567540



E: info@dalesandpeaks.co.uk
www.dalesandpeaks.co.uk