



Glenesk Road, London, SE9 1QS

Asking Price £650,000

Situated on this sought after road within the heart of Eltham Park is this well presented THREE AND A HALF BEDROOM end of terrace family home. Internally the property is arranged to provide an entrance hall, open plan kitchen/dining room, conservatory and kitchen to the ground floor, THREE bedrooms and bathroom with four piece suite on the first floor and loft room to the second floor. To the rear of the property is a low maintenance private garden. Additionally this property has a detached garage accessed via a shared driveway and off street parking to the front. Ideally situated for access to Eltham Park South and Eltham mainline train station offering a fast a frequent service to central London. Freehold. Council tax Greenwich band D. EPC rating D. Viewings by appointment only.

ENTRANCE PORCH

Double glazed double doors leading with double glazed windows to either side. Wall light, tiled floor.

ENTRANCE HALL



Composite front entrance door with frosted leaded light window insert, frosted window to side of door. Opaque double glazed window to side, carpeted stairs to first floor level, under stairs storage cupboard. Built in storage cupboard, centre light point, laminate flooring.

OPEN PLAN RECEPTION/DINING ROOM



Double glazed bay window to front with bespoke window shutters, two centre light points, two radiator, feature fire place with mantle over, laminate flooring.

CONSERVATORY



Sliding leaded light doors leading to conservatory, double glazed double doors to left hand side leading to garden, double glazed window to rear, radiator, laminate flooring.

KITCHEN



Fitted with a matching range of wall and base units with worktop over, one and a half bowl stainless steel sink with mixer tap. Built in electric oven and four ring gas hob with extractor hood over. Space for washing machine, slim line dishwasher and fridge freezer. Double glazed window to rear, double glazed door to rear leading to garden. Inset ceiling spotlights, serving hatch through to dining room, tiled flooring.

FIRST FLOOR LANDING



Opaque double glazed window to side, carpeted stairs to second floor landing, doors to all rooms, carpet as laid.

BEDROOM THREE



Double glazed window to front, centre light point, coving to ceiling, radiator, carpet as laid.

BEDROOM ONE



Double glazed bay window to front, centre light point, coving to ceiling, built in storage cupboard, radiator, carpet as laid.

BATHROOM



Fitted four piece suite comprising: Paneled bath with central telephone style mixer tap, walk in corner shower cubical, vanity wash hand basin with mixer tap and low level flush W.C. Two opaque double glazed windows to rear. Centre light point, heated towel rail, tiled walls and tiled flooring.

BEDROOM TWO



Double glazed window to rear, centre light point, coving to ceiling, two built in storage cupboard, radiator, carpet as laid.

SECOND FLOOR LANDING

Frosted double glazed window to side, centre light point, wardrobe area, carpet as laid.

LOFT ROOM



Two Velux windows, eaves storage cupboards, centre light point, carpet as laid.

GARAGE



REAR GARDEN



Patio Area, laid to lawn, rear patio area, flower and shrub borders, side access.

FRONT GARDEN

Crazy paved off street parking, flower and shrub borders.

Floor Plan

Glenesk Road, SE9

Approximate Gross Internal Area = 1300 sq ft / 120.8 sq m

(including eaves storage)

Garage Area = 146 sq ft / 13.5 sq m

Total Area = 1447 sq ft / 134.4 sq m



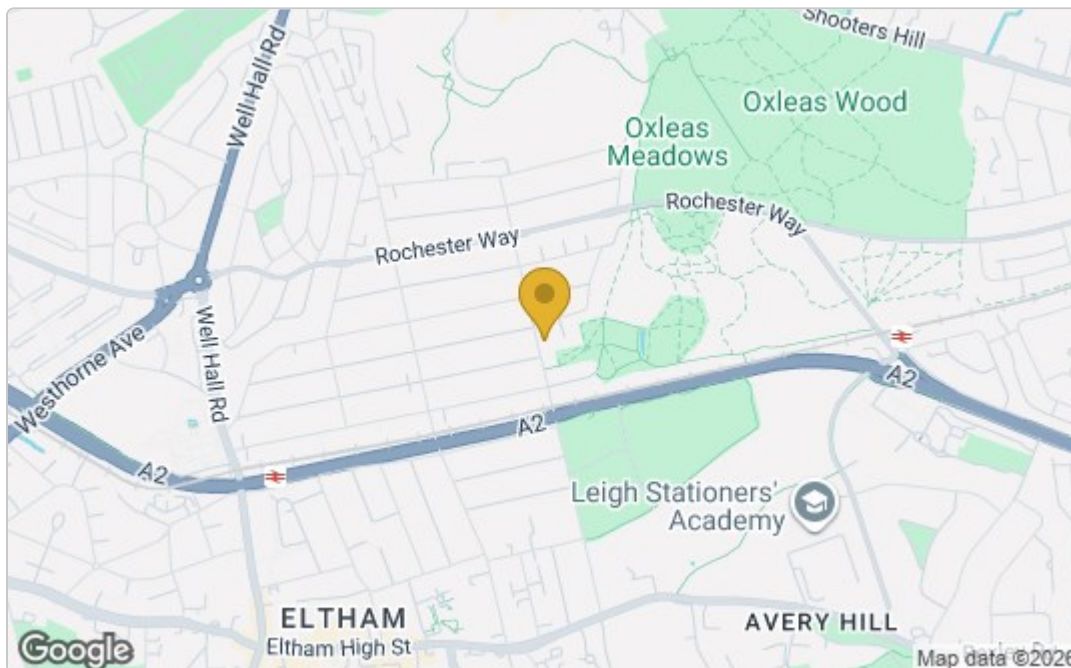
Westmount Estates





This plan is for layout guidance only and not drawn to scale unless stated. Window and door openings are approximate. Whilst every care is taken in the preparation of this plan, we would advise interested parties to check all dimensions, shapes and compass bearings prior to making any decisions reliant upon them. No liability is accepted for any errors.

By Prime Square Photography / Copyright 2026

Area Map



Energy Efficiency Graph

Energy Efficiency Rating		Current	Potential
<p><i>Very energy efficient - lower running costs</i></p> <p>(92 plus) A</p> <p>(81-91) B</p> <p>(69-80) C</p> <p>(55-68) D</p> <p>(39-54) E</p> <p>(21-38) F</p> <p>(1-20) G</p> <p><i>Not energy efficient - higher running costs</i></p>		<p>55</p>	<p>68</p>
<p>England & Wales</p> <p>Environmental Impact (CO₂) Rating</p>		<p>EU Directive 2002/91/EC</p> 	
<p><i>Very environmentally friendly - lower CO₂ emissions</i></p> <p>(92 plus) A</p> <p>(81-91) B</p> <p>(69-80) C</p> <p>(55-68) D</p> <p>(39-54) E</p> <p>(21-38) F</p> <p>(1-20) G</p> <p><i>Not environmentally friendly - higher CO₂ emissions</i></p>			
<p>England & Wales</p>		<p>EU Directive 2002/91/EC</p> 	

These particulars, whilst believed to be accurate are set out as a general outline only for guidance and do not constitute any part of an offer or contract. Intending purchasers should not rely on them as statements of representation of fact, but must satisfy themselves by inspection or otherwise as to their accuracy. No person in this firm's employment has the authority to make or give any representation or warranty in respect of the property.

124 Westmount Road, Eltham, London, SE9 1UT

Tel: 020 8859 0101 **Email:** info@westmountstates.co.uk www.westmountstates.co.uk