



# Inglebys

Estate Agents



## 2 Hayburn Close

Redcar, TS10 2PZ

**£385,000**



Located at the head of a quiet cul-de-sac, this impressive detached family home offers a perfect blend of comfort and style. Spanning an expansive 1,658 square feet, the property boasts an inviting layout that is ideal for both family living and entertaining.

Features include a spacious and open plan kitchen and dining room, four generously sized bedrooms (two with en suite), an extensive rear garden with a summerhouse/bar and off street parking for several vehicles.

For added convenience, the property includes an integrated garage, providing secure parking and additional storage options.

This is a wonderful opportunity for those seeking a spacious and well-appointed family home in a desirable location. With its generous living spaces, beautiful garden, and modern amenities, it is sure to impress - call us today to arrange your viewing appointment.



Tenure details - Freehold.

Council Tax Band - Band- E

EPC Rating - TBC

**Entrance Porch 4'7" x 5'6" (1.4 x 1.68)**  
Double glazed window to the side aspect.  
Partially glazed composite entrance door.

**Entrance Hallway 6'9" x 11'8" (2.07 x 3.58)**  
Staircase rising to the first floor.  
Ceramic tile flooring.  
Under-stair storage cupboard.

**Cloakroom/WC 4'7" x 4'11" (1.42 x 1.51)**  
Double glazed, frosted window to the front aspect.  
Fully tiled walls and flooring.  
Low level WC and wash hand basin.

**Living Room 10'5" x 11'8" (3.2 x 3.58)**  
Double glazed, bay window to the front aspect.  
Wood effect LVT flooring.

**Kitchen/Dining Room 31'5" x 8'4" (9.6 x 2.56)**  
Two double glazed windows to the rear aspect.  
Two double glazed French doors, opening to the rear garden.  
A range of modern, fitted wall and base units with black starlight quartz roll top work surfaces.  
Stainless steel sink unit with mixer tap.  
Integrated double oven, microwave, fridge and freezer.  
Separate electric hob and overhead extractor hood.  
Tiled splashbacks.  
Ceramic tile flooring.

**First Floor Landing**

**Bedroom One 9'3" x 11'10" (2.83 x 3.63)**  
Double glazed window to the rear aspect.  
Decorative wood panelling to the walls.  
Door to the En Suite.

**En Suite 5'2" x 4'3" (1.58 x 1.32)**  
Double glazed, frosted window to the rear aspect.  
A modern three piece suite comprising of a low level WC, wash hand basin inset into a vanity unit and a glass shower enclosure.  
Fully tiled walls.

**Bedroom Two 9'10" x 20'9" (3.02 x 6.34)**  
Double glazed window to the front aspect.  
Door to the En Suite.

**En Suite 6'8" x 7'1" (2.05 x 2.17)**  
Double glazed, frosted window to the rear aspect.  
Stainless steel heated towel rail.  
Fully tiled walls.

**Bedroom Three 10'1" x 12'10" (3.09 x 3.92)**  
Double glazed window to the front aspect.

**Bedroom Four 9'6" x 7'10" reducing to 4'6" (2.91 x 2.39 reducing to 1.39)**  
Double glazed window to the front aspect.

**Family Bathroom 6'5" x 6'11" (1.98 x 2.12)**  
Double glazed, frosted window to the rear aspect.  
A modern, three piece bathroom suite comprising of a low level WC, wash hand basin inset into a vanity unit and a panelled bath with shower over.  
Panelled walls and tiled flooring.

**Front External**

To the front of the property is a spacious paved driveway with off street parking for several vehicles.  
Access to the integrated garage.

**Garage**

With power, light and an electric roller door.

**Rear External**

The rear of the property is a private and extensive garden, mainly laid to lawn with a selection of mature shrubs and trees.  
A large decked patio/family barbecue area and a wooden summerhouse, currently set up as a bar.

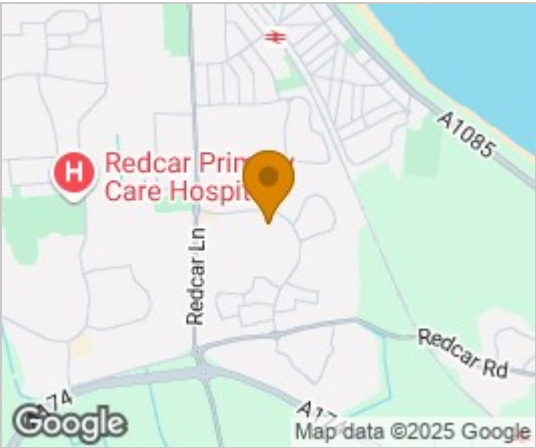
**Disclaimer**

Please note that all measurements contained in these particulars are for guidance purposes only and should not be relied upon for ordering carpets, furniture, etc. Anyone requiring more accurate measurements may do so by arrangement with our office.

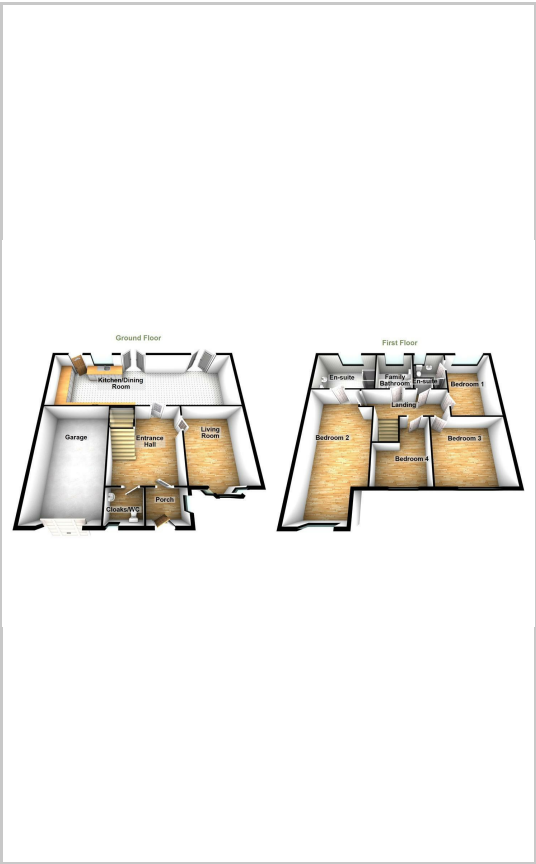
Our description of any appliances and / or services (including any central heating system, alarm systems, etc.) should not be taken as any guarantee that these are in working order. The buyer is therefore advised to obtain verification from their solicitor, surveyor or other qualified persons to check the appliances / services before entering into any commitment.

The tenure details and information supplied within the marketing descriptions above are supplied to us by the vendors. This information should not be relied upon for legal purposes and should be verified by a competent / qualified person prior to entering into any commitment.

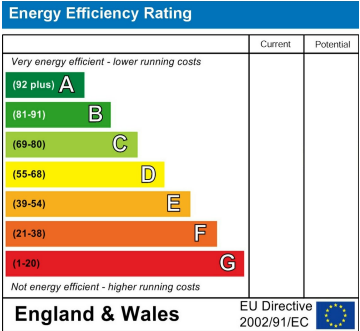
Area Map



Floor Plans



Energy Efficiency Graph



These particulars, whilst believed to be accurate are set out as a general outline only for guidance and do not constitute any part of an offer or contract. Intending purchasers should not rely on them as statements of representation of fact, but must satisfy themselves by inspection or otherwise as to their accuracy. No person in this firms employment has the authority to make or give any representation or warranty in respect of the property.