



Jenkinson realestates

Stockdale Gardens  
Deal  
Asking Price £219,995

# Freehold

Energy Performance Rating = D

End of Terrace Home  
Rear Gardens

Offering Two Bedrooms  
No Onward Chain

Off Road Parking  
Close to Amenities and School

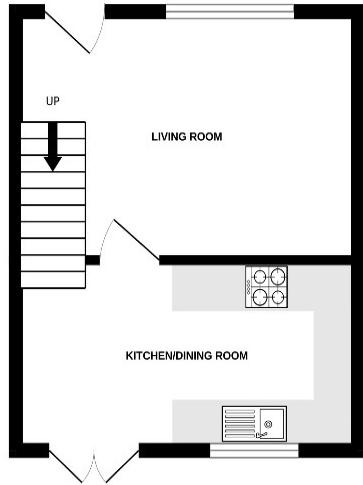
Jenkinson Estates are pleased to bring to the market, with no onward chain complications, this end of terrace home in Stockdale Gardens, Deal. The property has a spacious living room that leads through to the kitchen / dining room. From here there are double doors that lead to the rear garden. The first floor offers a spacious landing that leads to the two bedrooms and the shower room. Externally the property offers off road parking to the front, in the form of a paved driveway and a rear garden which is approaching 75ft in length. The property has double glazed throughout and has a gas fired central heating system. All viewings are strictly by appointment via the Sole Agent Jenkinson Estates.



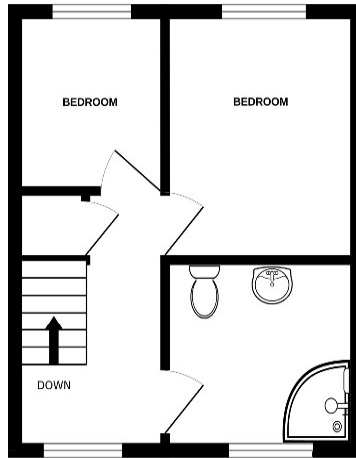
Council Tax Band B



GROUND FLOOR



1ST FLOOR

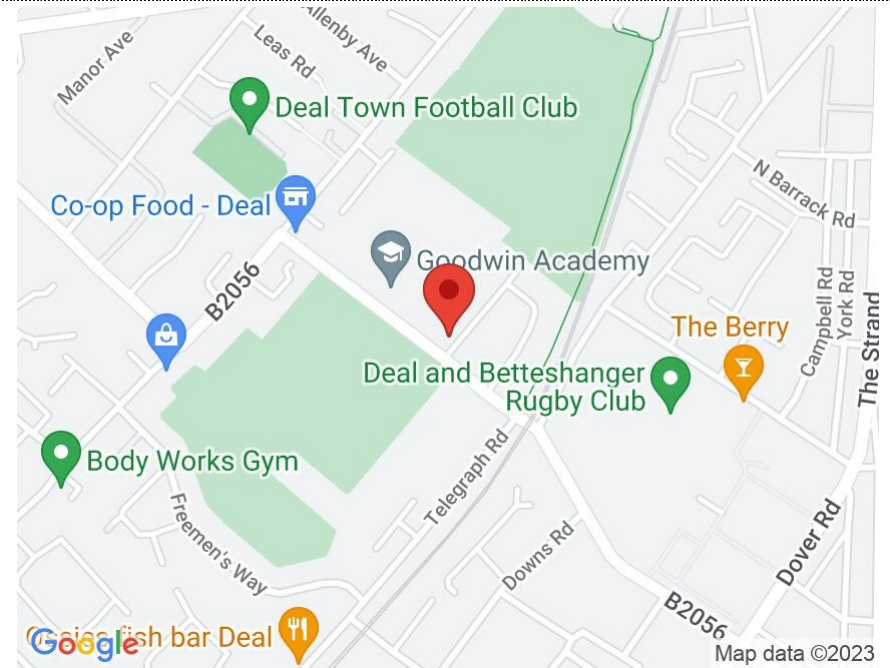


Whilst every attempt has been made to ensure the accuracy of the floorplan contained here, measurements of doors, windows, rooms and any other items are approximate and no responsibility is taken for any error, omission or mis-statement. This plan is for illustrative purposes only and should be used as such by any prospective purchaser. The services, systems and appliances shown have not been tested and no guarantee as to their operability or efficiency can be given.  
Made with Metropix ©2023

**Jenkinson Estates**  
4 West Street, Deal, Kent, CT14 6AE

01304 373 984  
info@jenkinsonestates.co.uk  
www.jenkinsonestates.co.uk

Important Notice - These particulars have been prepared in good faith and they are not intended to constitute part of an offer or contract. We have not performed a structural survey on this property and the services, appliances and specific fittings have not been tested. All photographs, measurements, floor plans and distances referred to are given as a guide and should not be relied upon.



**Accommodation**

**Entrance Via;**

**Living Room**

15'0" x 11'0" (4.57m x 3.35m)

**Kitchen / Dining Room**

15'0" x 7'10" (4.57m x 2.39m)

**First Floor Landing**

**Bedroom One**

11'0" x 7'11" (3.35m x 2.41m)

**Bedroom Two**

7'11" x 7'0" (2.41m x 2.13m)

**Shower Room**

9'0" x 7'1" (2.74m x 2.16m)

**Rear Garden**

**Off Road Parking**

