


Spring Terrace Road, Burton-On-Trent, DE15 9DU

£160,000

Council Tax Band: A

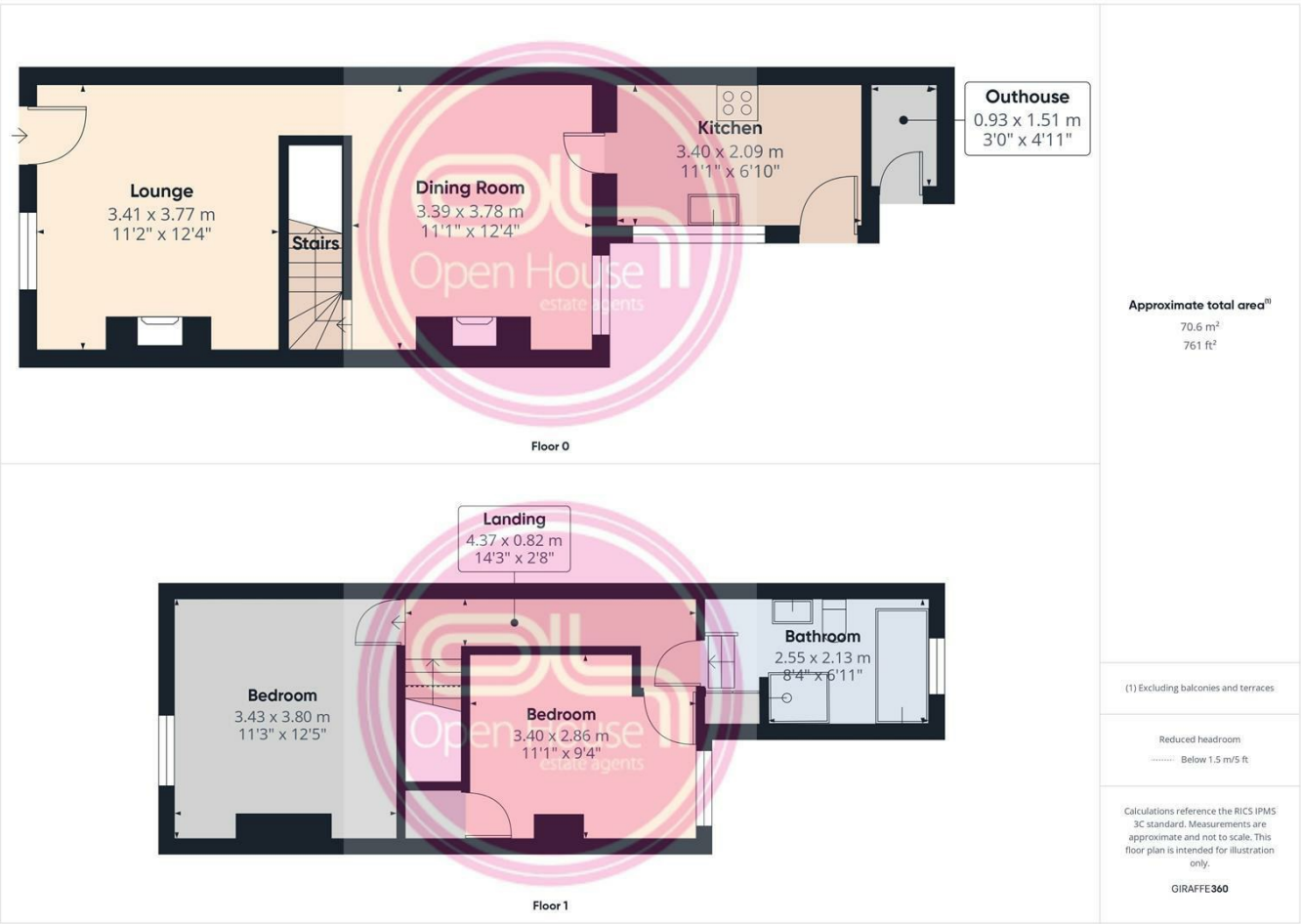





Situated in a sought-after area of Burton on Trent, this charming and well-presented two-bedroom end-terrace home offers a blend of traditional features and modern updates. With two reception rooms, a stylish kitchen, large bathroom and impressive rear garden, the property is ideal for first-time buyers or down-sizers looking for a move-in-ready home. The property also benefits from shared parking to the side, and is in close proximity to local amenities including the town centre , schools, and scenic walking routes along the River Trent.



Open House Burton & Swadlincote



| Energy Efficiency Rating                    |           |   |
|---|-----------|---|
|   | Current   | Potential   |
| Very energy efficient - lower running costs |           |   |
| (92 plus) <b>A</b>                          | <b>57</b> | <b>83</b>   |
| (81-91) <b>B</b>                            |           |   |
| (69-80) <b>C</b>                            |           |   |
| (55-68) <b>D</b>                            |           |   |
| (39-54) <b>E</b>                            |           |   |
| (21-38) <b>F</b>                            |           |   |
| (1-20) <b>G</b>                             |           |   |
| Not energy efficient - higher running costs |           |   |
| England & Wales                             |           | EU Directive 2002/91/EC  |