




Kiln Row, Old Stowmarket Road, Woolpit, Bury St. Edmunds, IP30 9QS
Price Guide £240,000



DRAFT DETAILS

Kiln Row, Old Stowmarket Road, Woolpit, Bury St. Edmunds, IP30 9QS

Price Guide £240,000

We are pleased to present: A much improved mid-terraced cottage, close to centre of this popular, well-served Eastern village, convenient for station and A14. Porch, Sitting Room - Fireplace, Dining Room, Re-fitted Kitchen, Rear Lobby, Re-fitted Shower Room, 2 Bedrooms, Rear Garden, Parking, Cabin/Office, IDEAL FTB, NO CHAIN, VIEW ASAP.

DESCRIPTION

This attractive property, which is believed to date from the Victorian era, presents with brick elevations, and a tiled roof. It is well presented, having been significantly improved over recent years, with works including a re-fitted Kitchen, re-fitted Shower Room, and replacement external oil boiler.

This property would suit first-time buyers, or investment purchaser, and those wishing to work from home would really appreciate the separate insulated Cabin/Home Office.

DIRECTIONS

From Bury St Edmunds, proceed along the A14 towards Ipswich. Take the left turning, sign posted to Woolpit, and on reaching the roundabout, take the first exit. Continue to the mini-roundabout, next to the Garage, and turn left into Old Stowmarket Road. Proceed past Woolpit Nurseries on the left, and after a short distance, Kiln Row is located set back, and at right-angles to the road, on the left.



OPEN ENTRANCE PORCH

UPVC part glazed front door to:

SITTING ROOM 13'0" X 13'0" (3.96M X 3.96M)

The focal point being an open fireplace with ornate surround, decorative tiled slips and marble effect hearth, oak floor, TV point, radiator, UPVC window to front.

DINING ROOM 9'3" + RECESS X 7'6" (2.82 + RECESS X 2.29)

Oak floor, stairs to first floor, understairs storage cupboard, recessed shelving, consumer unit, radiator, arch to:

KITCHEN 10'11" MAX X 7'9" (3.33 MAX X 2.36)

L-shaped room. Re-fitted with range of navy 'Shaker' style base and wall mounted units, work surfaces, tiled splashbacks, inset single drainer sink unit with 'Swan-neck' style mixer tap, inset Zanussi induction hob with stainless steel cooker canopy over, built-in Zanussi electric oven/grill and microwave, integrated Neff fridge/freezer, integrated Bosch slimline dishwasher, integrated Bosch washing machine, pan drawers, integrated bin storage unit, integrated wine rack and spice rack, tiled floor, LED downlights, UPVC window to rear.

REAR LOBBY

Tiled floor, UPVC part glazed door to rear garden.

SHOWER ROOM 8'1" + SHOWER DEPTH X 3'11" (2.46 + SHOWER DEPTH X 1.19)

Re-fitted with white suite comprising walk-in tiled shower enclosure with shower controls, with both fixed 'rain' and flexi-heads, wc, vanity unit with inset wash basin, storage drawers and mixer tap, tiled splashbacks, tiled floor, LED

downlights, extractor fan, chrome vertical radiator/towel rail, UPVC frosted window to rear.

FIRST FLOOR LANDING

Loft access.

BEDROOM 1 11'10" X 10'3" (3.61 X 3.12)

Exposed floorboards, radiator, UPVC window to front.

BEDROOM 2 10'2" X 9'0" INC TO 10'4" (3.10 X 2.74 INC TO 3.15)

Two built-in storage cupboards, radiator, UPVC window to rear.

OUTSIDE

To the front of the cottage, there is a small border with flowers and shrubs. To the rear, the garden is of a good size, being enclosed by fencing and laid principally to lawn, with borders, paved patio area, trellis arch with climbing plants, outside water tap, plastic oil tank, external oil combination boiler, shingle area and TIMBER SHED. A gate provides rear pedestrian access, which leads around behind the rear of the neighbouring properties, back on to Old Stowmarket Road, which gives access to the entrance to Kiln Row, and the front of the property. In front of the property there is a shingle driveway, providing vehicular standing for one car. There is also a useful INSULATED CABIN/HOME OFFICE: 3.53m (11'7") x 2.87m (9'5"), with wood laminate floor, broadband, consumer unit, power and light connected, UPVC glazed double doors and storage recess at the front.

AGENT'S NOTE: Of benefit to this property, and





unusually for this type of terraced house, we understand there is no pedestrian right of access across the rear garden for neighbouring properties.

AGENT'S NOTE: The vendor has informed us that mains water, electricity and drainage are connected. The council tax band is understood to be Band B.

WOOLPIT & AREA

Woolpit is a sought-after, attractive village, about 8 miles East of Bury St Edmunds, located just south of the A14. It has a thriving community, and is well-served with a range of shops and amenities, including a Co-Op general store/Post Office, Primary School, Village Hall, two Public Houses, Tea-Rooms, Health Centre, Bakers, Library, Hair Salon, Fish and Chip Shop, and a magnificent Parish Church. There is also a Cricket Club and a Tennis Club. Elmswell, just the other side of the A14 has a railway station, and the nearby town of Stowmarket has a mainline link to London's Liverpool Street, in approximately 80 minutes.

BURY ST EDMUNDS & AREA

Sitting amidst beautiful countryside, Bury St Edmunds is an historic town and the second largest in Suffolk. Surrounded by many picturesque villages, some of which offer good local amenities, it offers a wide range of cultural, educational and recreational facilities.

Features of particular note include St Edmundsbury Cathedral with its Millennium Tower, the famous Abbey Gardens with the original ruins and The Georgian Theatre Royal, which has recently been the subject of a

restoration programme and The Apex, a live performance venue for concerts, comedy and dance, together with a contemporary art gallery. In addition, there are two cinemas, one of which is a multi-screen complex and a sports centre.

Bury St Edmunds and the surrounding villages boast excellent schools and further education is catered for at the West Suffolk College.

The town benefits from extremely good shopping facilities with a twice weekly market and a wide range of independent traders, national chains, five supermarkets and the arc shopping centre, opened in 2009. In addition, there are many pubs and restaurants which cater for a variety of tastes.

TRANSPORT LINKS

The A14 dual carriageway heading west from Bury St Edmunds provides easy access to Newmarket, Cambridge, the Midlands, Stansted Airport and London, via the M11. Stowmarket and Ipswich, both with direct rail links to London's Liverpool Street, the East Coast and the A12 are all readily accessed by heading east.

OFCOM BROADBAND AND MOBILE

<https://checker.ofcom.org.uk/>





FLOORPLAN

4 Kiln Row, Woolpit. IP30 9QS

Approximate Gross Internal Area = 66.7 sq m / 718 sq ft




Ground Floor

First Floor

This plan is for layout guidance only. Drawn in accordance with RICS guidelines. Not drawn to scale, unless stated. Windows & door openings are approximate. Whilst every care is taken in the preparation of this plan, please check all dimensions, shapes & compass bearings before making any decisions reliant upon them.

ENERGY PERFORMANCE CERTIFICATE

Energy Efficiency Rating

	Current	Potential
Very energy efficient - lower running costs		
(92 plus) A		
(81-91) B		81
(69-80) C		
(55-68) D	57	
(39-54) E		
(21-38) F		
(1-20) G		
Not energy efficient - higher running costs		
England & Wales	EU Directive 2002/91/EC	



Bury St Edmunds
Suffolk IP30 9UH

Bury St Edmunds Area: 01284 769 691

Elmswell Area: 01359 256 821

Mid Suffolk Area: 01449 737 706

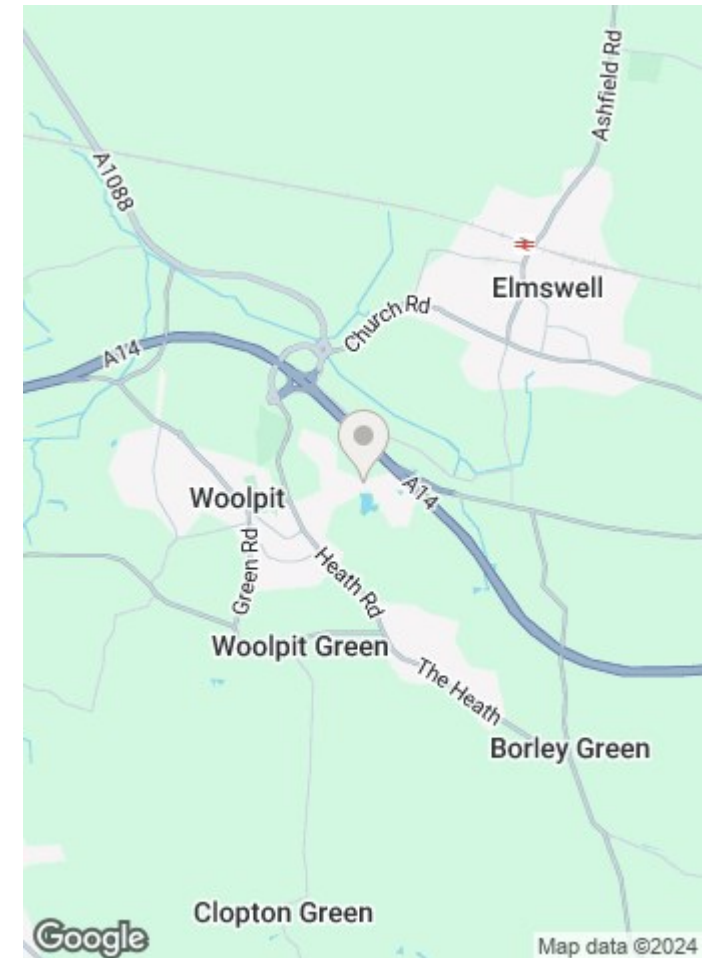
Mobile: 07803 138 123

Email: info@coakleyandtheaker.co.uk

www.coakleyandtheaker.co.uk

PROPERTY SUMMARY

- WOOLPIT
- OPEN ENTRANCE PORCH
- SITTING ROOM WITH OPEN FIREPLACE
- DINING ROOM
- RE-FITTED KITCHEN
- REAR LOBBY, RE-FITTED SHOWER ROOM
- 2 DOUBLE BEDROOMS
- GOOD SIZE REAR GARDEN, PARKING, INSULATED CABIN/HOME OFFICE
- OIL FIRED RADIATOR HEATING, CHARACTER FEATURES INCLUDING EXPOSED FLOORBOARDS, HIGH CEILINGS & INTERNAL PINE DOORS
- CLOSE TO VILLAGE CENTRE, CONVENIENT FOR STATION & A14, NO CHAIN, IDEAL FIRST-TIME OR INVESTMENT PURCHASE, VIEW ASAP



VIEWING:

Strictly by appointment with Coakley & Theaker

ZOOPLA **rightmove** **PrimeLocation.com**



Consumer Protection from Unfair Trading Regulations 2008 (CPRs) These details are for guidance only and complete accuracy cannot be guaranteed. If there is any point which is of particular importance to you, verification should be obtained. They do not constitute a contract or part of a contract. All measurements are approximate. No guarantee can be given with regard to planning permissions or fitness for purpose. No apparatus, equipment, fixture or fitting has been tested. Items shown in photographs are NOT necessarily included. Interested Parties are advised to check availability and make an appointment to view before travelling to see a property.

i) The seller has agreed that these particulars are correct and an accurate description of their property. However, if there is any point which is particularly important to you, please contact the office and we will be pleased to check the information for you, especially if you are contemplating travelling some distance to view the property. ii) These particulars are for guidance purposes only. Most photographs are taken with a wide-angle lens. Contents, fixtures and fittings shown in photographs are not included unless specified. iii) The Agent has not tested any apparatus, equipment, fixtures and fittings or services and cannot verify that they are in working order or fit for the purpose. References to the tenure of the property are based on information supplied by the seller. The Agent has not had sight of the title document. Buyers are advised to obtain verification from their solicitor or surveyor about any of the above points.

General Data Protection Regulations (GDPR) Please note that all personal information provided by customers wishing to receive information and/or services from the estate agent will be processed by the estate agent for the purpose of providing services associated with the business of an estate agent and for the additional purposes set out in the privacy policy (copies available on request) but specifically excluding mailings or promotions by a third party. If you do not wish your personal information to be used for any of these purposes, please notify your estate agent.