



New Atlas Wharf, Arnhem Place, Isle Of Dogs, E14

Asking price **£425,000** | Leasehold



New Atlas Wharf, Arnhem Place, Isle Of Dogs, E14



1 Bedroom



1 Bathroom



1 Reception



2 Balconies



Lift Access



Gymnasium



Local Amenities



24-Hour Concierge



0.7 MI Canary Wharf

Superb one bedroom riverside property set within New Atlas Wharf. The accommodation spans 656 sq ft, bright and airy living room with access to two private balconies affording views towards many famous London landmarks, a separate modern kitchen with fitted appliances, wood flooring, floor to ceiling glazing, high ceilings, and featuring one double bedroom with built-in storage and access to a balcony, tiled bathroom.



New Atlas Wharf is a gated development, and includes a concierge service, an entrance lobby with lift, spa room with a jacuzzi and sauna,

overlooking the Thames, and a high-tech gymnasium, accessible any time of the day and kitted with the latest equipment. Canary Wharf is within walking distance, offering ample shops and restaurants, as well as DLR and Jubilee stations, granting easy access into the City and Stratford.

Tenure: Leasehold (100 years remaining) **Local Authority:** Tower Hamlets

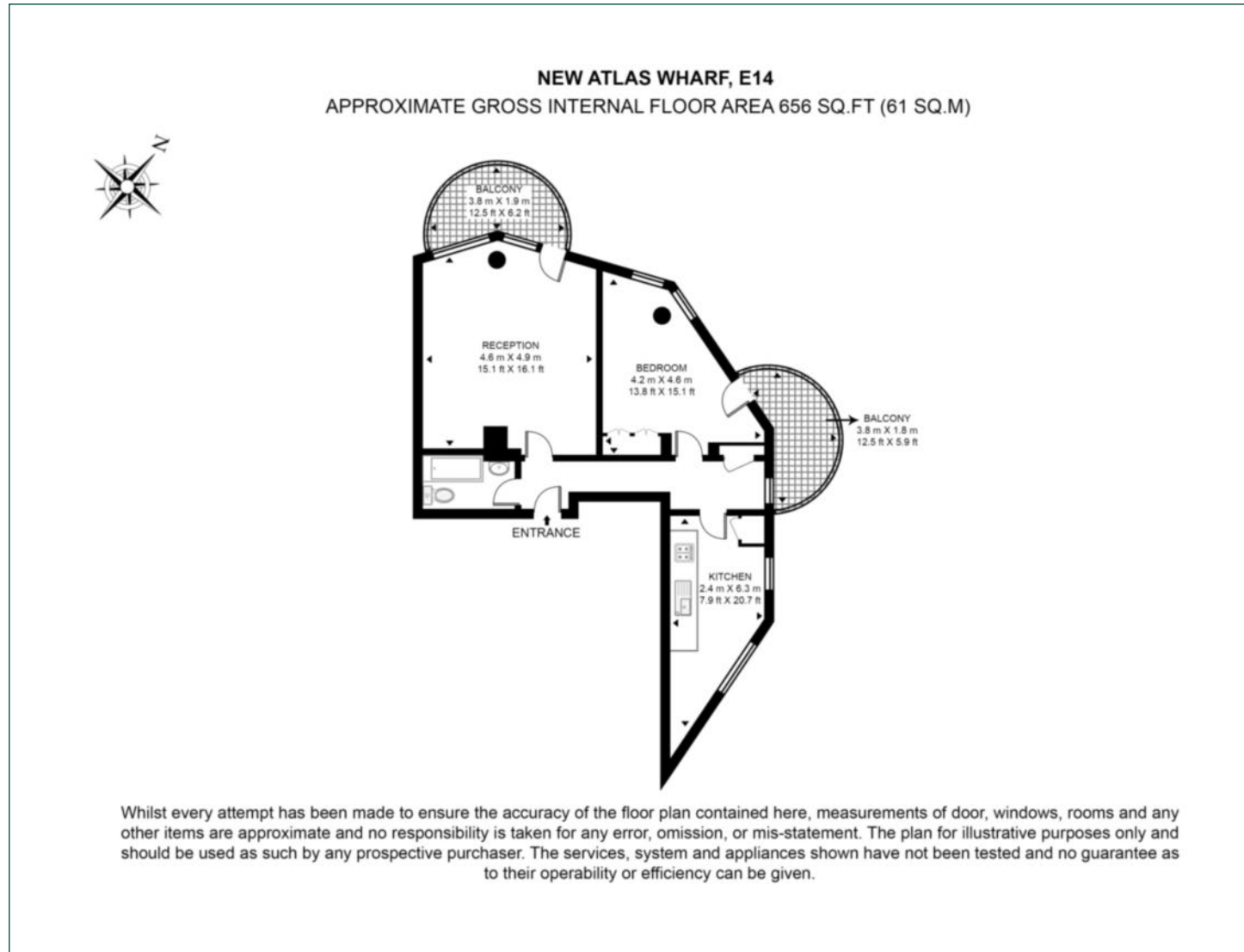
Ground Rent: £150 p.a. **Council Tax Band:** E

Service Charge: £4,470 p.a. **EPC:** C



Floorplan

656 sq ft | 61 sq m



Docklands

St David's Square, 320 Westferry Road, London, E14 3QL

Sales

020 7510 8445 | docklands.sales@chaseevans.co.uk

We're here to help.

IMPORTANT NOTICE - These particulars have been prepared in good faith and they are not intended to constitute part of an offer or contract. We have not performed a structural survey on this property and the services, appliances and specific fittings have not been tested. All photographs, measurements, floor plans and distances referred to are given as a guide and should not be relied upon.

chaseevans.com

 Chase Evans