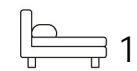




Living
made
better

Galleria House
Royal Victoria Dock, E16 1DA



£2,000 PCM

Galleria House, Royal Victoria Dock E16 1DA

Madison Brook

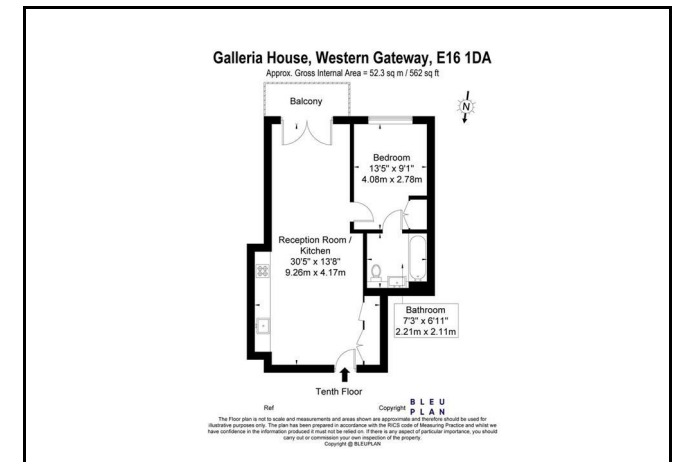
This stunning brand new apartment is situated on the 10th floor of a new development situated moments away from the Elizabeth Line.

The chic apartment comprises of 562 SqFt. of internal space, featuring open plan kitchen/living area, two utility cupboards, well proportioned bedroom and stylish en-suite bathroom. This development also benefits with 24 Hours Concierge service and convenient location.

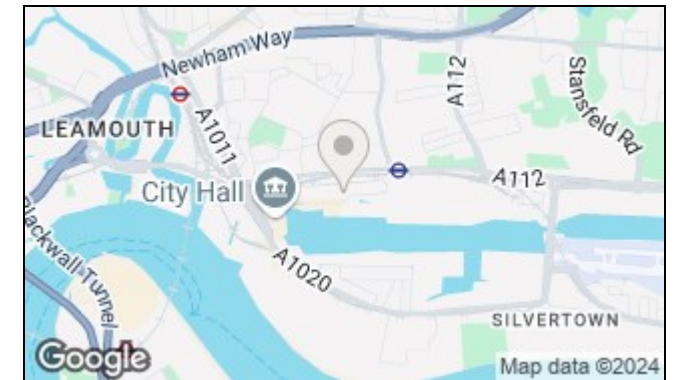
Galleria House is located in the stunning surrounds of Excel Marina, just moments from the Elizabeth Line Crossrail, Emirates Cable Car & Royal Victoria DLR Line are within easy reach, connecting to the City of London & Canary Wharf.



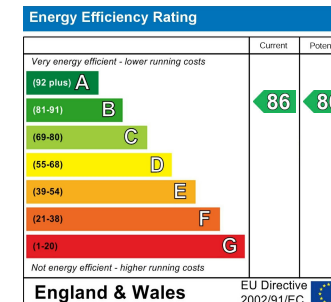
Floorplan



Area Map



Energy Efficiency Graph



These particulars, whilst believed to be accurate are set out as a general outline only for guidance and do not constitute any part of an offer or contract. Intending purchasers should not rely on them as statements of representation of fact, but must satisfy themselves by inspection or otherwise as to their accuracy. No person in this firm's employment has the authority to make or give any representation or warranty in respect of the property.

20 Western Gateway, Royal Victoria Dock, London, E16 1BS

Tel: 020 3946 6000 Email: docklands@madisonbrook.com <https://madisonbrook.com/>