

Sutton Close

Eastcote, Pinner • Middlesex • HA5 2JX
Offers In Excess Of: £500,000



coopers
est 1986

Sutton Close

Eastcote, Pinner • Middlesex • HA5 2JX

This large two double bedroom semi detached bungalow is perfectly positioned in Sutton Close. The property offers a wealth of potential to extend STPP in the future, large off street parking, no chain and a large private rear garden with a garage.

TWO BEDROOM

SEMI DETACHED

BUNGALOW

DOUBLE GARAGE

OFF STREET PARKING

POTENTIAL TO EXTEND STPP

NO CHAIN

SEPERATE WC

CUL DE SAC

844 SQ.FT

These particulars are intended as a guide and must not be relied upon as statements of fact. Your attention is drawn to the Important Notice on the last page.





LOCATION

Sutton Close is ideally located between Old Eastcote, Pinner Village and Ruislip High Street and their variety of shops including Waitrose Supermarket, numerous restaurants, pizza outlets and coffee bars. The Metropolitan/Piccadilly line station based at both Eastcote and Ruislip offer swift and regular connections to Baker Street and the City. For the motorist the A40/M25 provides access to London and the Home Counties. A number of highly regarded schools are within close proximity, along with a number of leisure facilities including Ruislip Golf Club, Highgrove and Riverside Health Club.

DESCRIPTION

When entering the property, you are welcomed by the hallway that leads to all rooms, immediately on the left hand side is the second bedroom which benefits from a built in wardrobe. Opposite the hallway is master bedroom with a bay window and built in wardrobe. Further down the hallway you reach the family wet room on your left with a separate WC. Heading towards the rear of the home you are greeted by a large living room with access to the rear garden. The kitchen offers ample worktop and storage space including room for appliances, with additional access to the side space and garden.

OUTSIDE

The front of the property has been paved providing off street parking for plenty of vehicles. To the rear there is a landscaped south-west facing garden with a decking area leading from the living room and kitchen, there is automatic awning that covers the sun trap by the kitchen.



Schools:

Coteford Infant & Junior School (0.17 miles)
Bishop Ramsey CofE Secondary School (0.46 miles)
Warrender Primary School (0.63 miles)



Train:

Eastcote (0.81 miles)
Ruislip Manor (0.95 miles)
Northwood Hills (1.02 miles)



Car:

M4, A40, M25, M40




Council Tax Band:

E

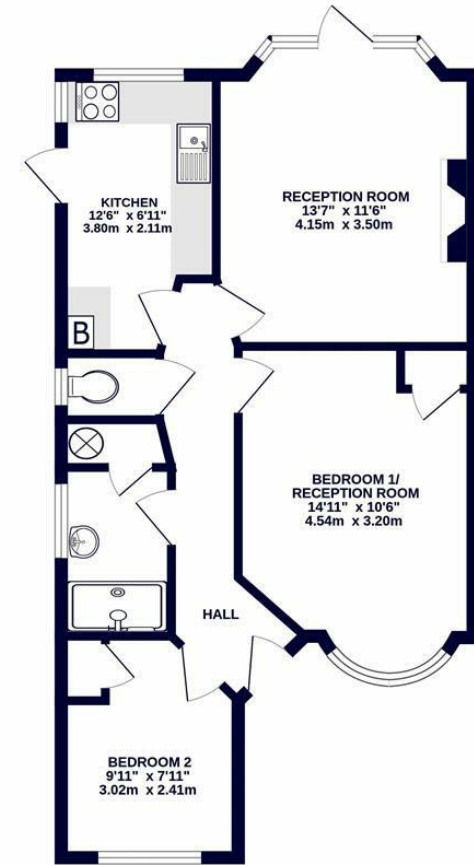
(Distances are straight line measurements from centre of postcode)



OUTBUILDING
285 sq.ft. (26.5 sq.m.) approx.



GROUND FLOOR
559 sq.ft. (51.9 sq.m.) approx.



TOTAL FLOOR AREA: 844 sq.ft. (78.4 sq.m.) approx.

Whilst every attempt has been made to ensure the accuracy of the floorplan contained here, measurements of doors, windows, rooms and any other items are approximate and no responsibility is taken for any error, omission or mis-statement. This plan is for illustrative purposes only and should be used as such by any prospective purchaser. The services, systems and appliances shown have not been tested and no guarantee as to their operability or efficiency can be given.
Made with Metropix ©2023

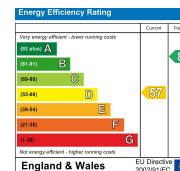


01895 625 625

126-128 High Street, Ruislip,
Middlesex, HA4 8LL

ruislipsales@coopersresidential.co.uk

CoopersResidential.co.uk



Important Notice: These particulars, whilst believed to be accurate are set out as a general outline only for guidance and do not constitute any part of an offer or contract. Intending purchasers should not rely on them as statements or representation of fact, but must satisfy themselves by inspection or otherwise has the authority to make or give any representation or warranty in respect of the property.