





33 Clos Mancheldowne

Barry

Nestled in a quiet and private cul-de-sac on the original Barry Waterfront development, this two bedroom terraced home offers a unique blend of tranquillity and convenience. This property is ideal for first-time buyers or investors looking to make a savvy purchase. The interior boasts a light and spacious lounge, complemented by an open plan kitchen/diner, providing a versatile living space for relaxation and entertainment. Upstairs, two light and airy double bedrooms offer a peaceful retreat, while the modern white bathroom with a shower over the bath ensures convenience and comfort.

An attractive front garden greets you with stone chippings and established shrubs, adding kerb appeal and a touch of nature to the home. The property also features a level, low maintenance, fully enclosed rear garden, perfect for al-fresco dining and unwinding in privacy. Additionally, the property benefits from two allocated parking spaces with one conveniently located directly outside the property, making coming home a breeze. For added peace of mind, the property boasts new double glazed uPVC windows throughout and comes with an EPC rating of D68.

This property is within the catchment area of High Street Primary School, Ysgol Sant Baruc, All Saints and St Helens. As well as Whitmore High School, Ysgol Bro Morgannwg and St Richard Gwyn.



33 Clos Mancheldowne

Barry

With excellent transport links, including Barry Docks Train Station and Barry Transport Interchange just 0.9 miles away, as well as close proximity to local amenities such as Barry Island, Good Sheds, supermarkets and a doctors surgery/pharmacy, this property offers a harmonious balance of comfort and convenience.

Council Tax band: C

Tenure: Freehold

EPC Energy Efficiency Rating: D

EPC Environmental Impact Rating: D

- ORIGINAL WATERFRONT LOCATION, QUIET AND PRIVATE CUL-DE-SAC
- IDEAL FIRST TIME BUY OR INVESTMENT
- SPACIOUS LOUNGE PLUS OPEN PLAN KITCHEN/DINER
- TWO LIGHT AND AIRY DOUBLE BEDROOMS
- MODERN WHITE BATHROOM WITH SHOWER OVER BATH
- LEVEL, LOW MAINTENANCE, FULLY ENCLOSED REAR GARDEN
- TWO ALLOCATED PARKING SPACES WITH ONE LOCATED DIRECTLY OUTSIDE THE PROPERTY (DRIVEWAY)
- NEW DOUBLE GLAZED UPVC WINDOWS THROUGHOUT - EPC D68
- EXCELLENT TRANSPORT LINKS (BARRY DOCKS TRAIN STATION AND BARRY TRANSPORT INTERCHANGE 0.9 MILES)
- CLOSE PROXIMITY TO LOCAL AMENITIES (BARRY ISLAND, GOOD SHEDS, SUPERMARKETS, DOCTORS SURGERY ETC)





Lounge

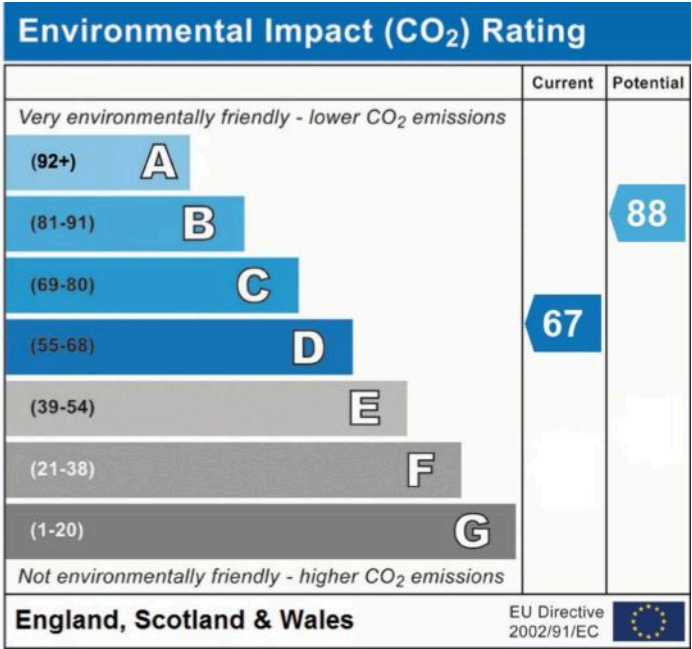
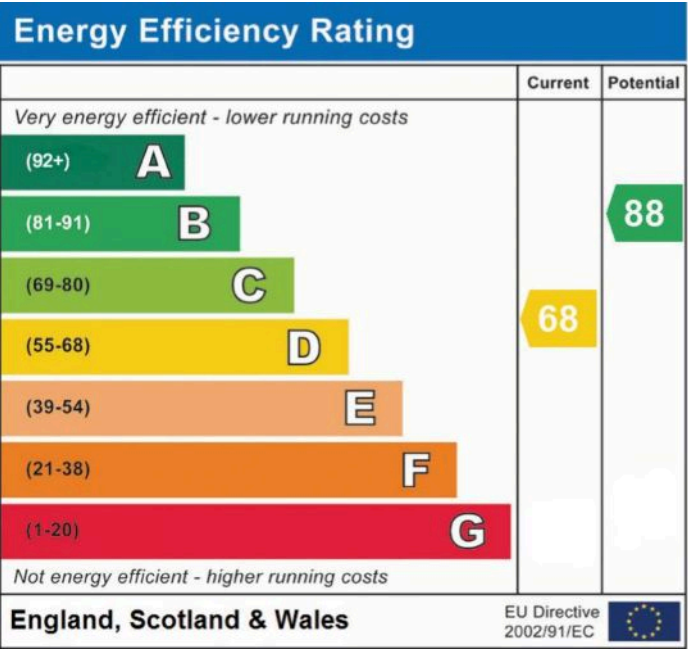
13' 10" x 12' 8" (4.22m x 3.86m) Accessed via a uPVC front door. An initial space ideal for coats and shoes. The lounge has wood effect laminate flooring, smooth walls and a textured ceiling. A large front aspect window allowing plenty of natural light and a radiator. A carpeted staircase leads to the first floor and a door leads through into the kitchen.

Kitchen

13' 10" x 8' 2" (4.22m x 2.49m) A light and airy open plan kitchen/diner with smooth walls and a smooth ceiling. The dining area has wood effect laminate flooring and ample space for a table and chairs. A radiator and double opening doors leading to the rear garden. The kitchen has vinyl flooring and a range of fitted wood effect eye and base level units. Complementing work surfaces with a sink unit inset. Integrated appliances include a four ring gas hob, electric single oven and extractor hood. Space and plumbing for a washing machine and space for a freestanding fridge/freezer. A concealed combi boiler and a rear aspect window.

Landing Carpeted with smooth walls and a textured ceiling. A loft hatch provides access to a spacious boarded loft space, ideal for storage. Doors lead to two double bedrooms and a modern family bathroom.





Bathroom

6' 9" x 5' 5" (2.06m x 1.65m)

Vinyl flooring, smooth walls and a smooth ceiling. A three piece white suite comprising a panelled bath with a fixed rainfall style shower inset, a close coupled WC and a vanity wash basin. A rear aspect window and a radiator. Full height wall tiling within the bath/shower and a shaver point.

Bedroom One

10' 6" x 9' 8" (3.20m x 2.95m)

A spacious and light double bedroom. Carpeted with smooth walls and a smooth ceiling. A front aspect window and radiator. A fitted cupboard plus further full height sliding door mirrored wardrobes.

Bedroom Two

9' 8" x 8' 0" (2.95m x 2.44m)

A further spacious double bedroom. Carpeted with smooth walls and a smooth ceiling. A rear aspect window and a radiator.

Front Garden - Attractive front garden with stone chippings and established shrubs / plants.

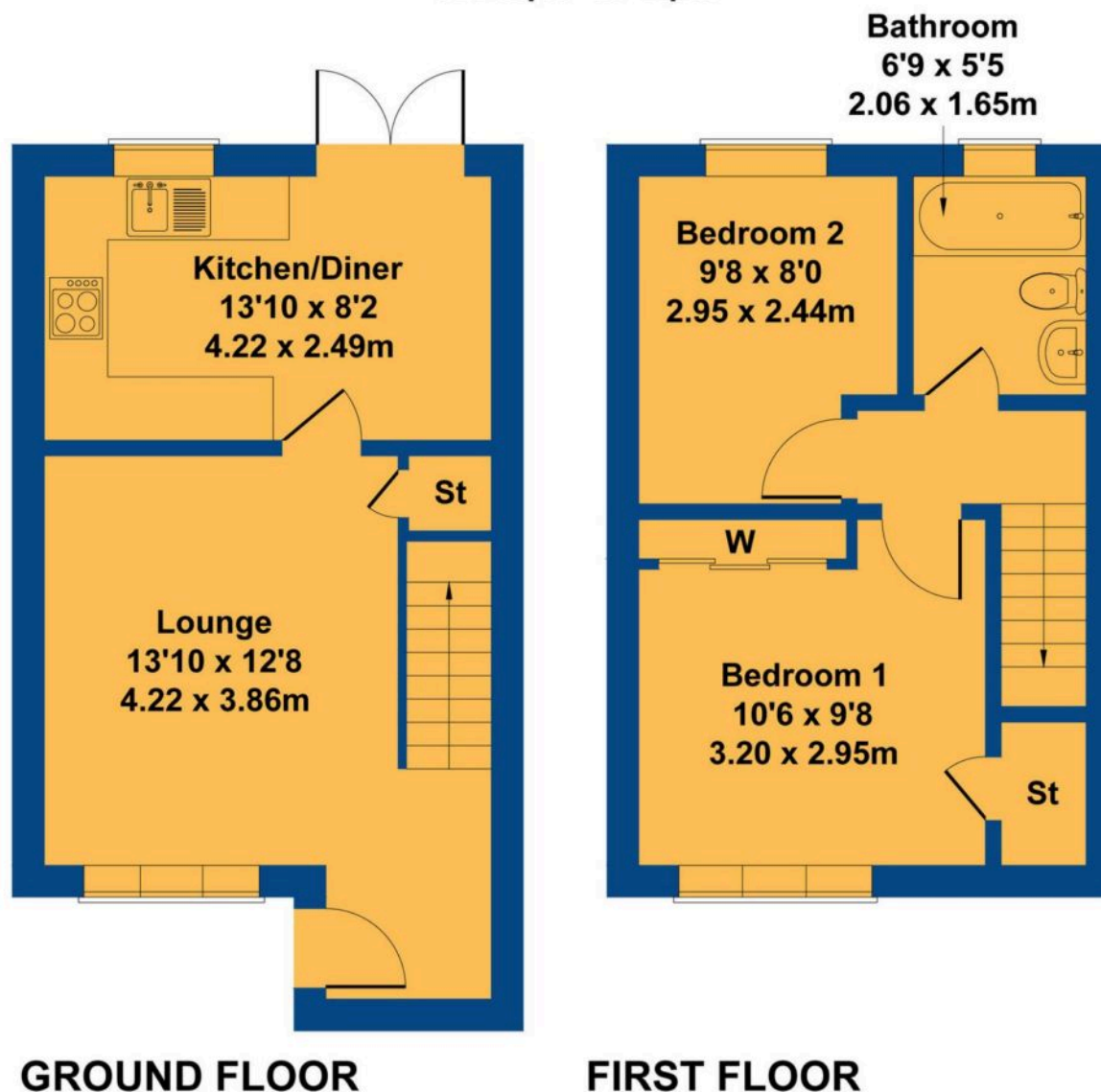
Rear Garden - Fully enclosed rear garden with patio area and level lawn.

Two allocated parking spaces with one located directly in front of the property.



33 Clos Macnheldowne

Approximate Gross Internal Area
614 sq ft - 57 sq m



Not to Scale. Produced by The Plan Portal 2025
For Illustrative Purposes Only.



Chris Davies Estate Agents

Chris Davies Estate Agents, 24 High Street – CF62 7EA

01446 700007

barry@chris-davies.co.uk

www.chris-davies.co.uk/

HELPFUL INFORMATION – whilst we try to ensure our sales particulars are complete, accurate and reliable, if there is any point which is particularly important, please ask and we will be happy to check it, including specific information in respect of commuting links, surroundings, noise, views, or condition. For security purposes, applicants who wish to view will need to provide their name, address and telephone number. All measurements are approximate to the widest and longest points. Buyers are advised to instruct a solicitor to obtain verification of tenure and a surveyor to check that appliances, installations and services are in satisfactory condition.