

Feltham Road
Ashford
TW15 1AD

£1,395 PCM

ChaseBuchanan



Charles Court

Approx. Gross Internal Area

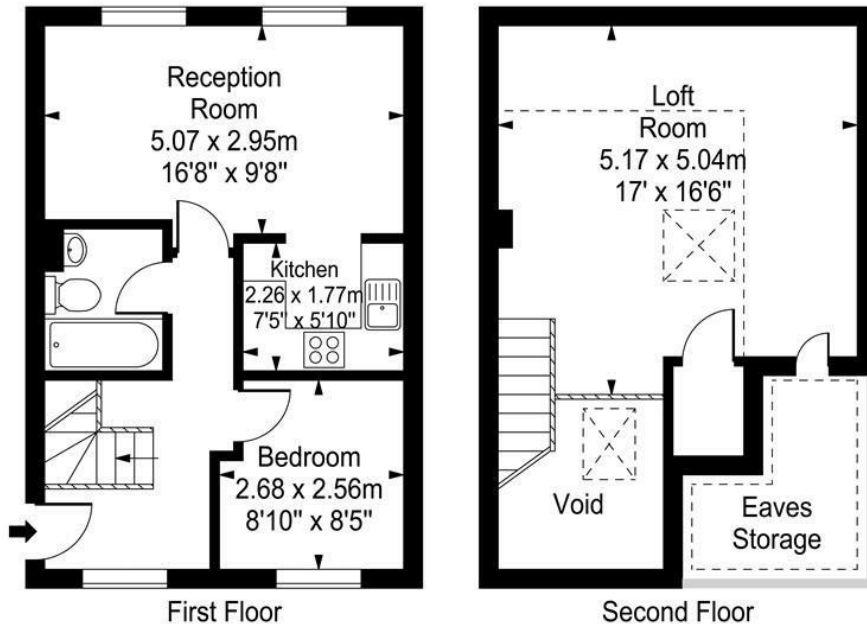

73 Sq M - 786 Sq Ft

(Including Loft Room & Eaves Storage)

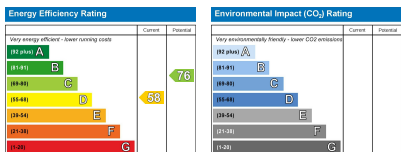
Key:

----- = Reduced headroom below 1.5m / 5'0"

ChaseBuchanan



Every attempt is made to assure accuracy, however measurements are approximate and for illustrative purposes only. Not to scale.
Floor plan by www.frameworkphotos.co.uk



- Split level apartment
- Allocated parking space
- Good location close to, Ashford High Street and Bedfont Lakes
- Council tax band - C
- Great transport links
- Two bedrooms
- Carpets being replaced in Bedrooms
- EPC - D

This well-presented two-bedroom, first-floor, purpose-built apartment is conveniently located in the popular Charles Close development. The split-level property comprises two bedrooms, a living room, a separate kitchen and bathroom, and further benefits an allocated parking space. It is offered to the market chain free.

Charles Court is located close to Ashford High Street with good transport links and bus routes to Feltham Station and Hatton Cross underground station. Additionally, it is within proximity to Bedfont Lakes, a local nature reserve, offering a tranquil retreat with beautiful scenery.

Chase Buchanan are bonded members of ARLA PropertyMark.

For more information or to book a viewing, please contact:

020 8941 7576

ChaseBuchanan

101 High Street, Hampton Hill, TW12 1NJ

Care has been taken in the preparation of these particulars, however, their accuracy is not guaranteed and they do not form part of any contract. Measurements stated must be considered maximum.