



The Granary | West Lilling | York

A delightful and much improved 3 bedroom barn conversion, set within attractive south-facing gardens, situated in the sought-after village of West Lilling. The Granary is stylishly presented and includes a range of appealing features including braced doors, exposed timber beams and vaulted ceilings, period fireplace, and quality fittings. To the outside, the much-loved home is complemented by well-appointed landscaped gardens, part sheltered by brick walls and pergola, with white wisteria, clematis, and climbing rose. West Lilling is within easy walking distance of the service village of Sheriff Hutton and its abundance of amenities, including a primary school, children's nursery, village hall with active community, sports facilities, wine merchants and Post Office.

- A charming three bedroom characterful property
- Triple aspect master bedroom, two further bedrooms, and house bathroom
- Semi-rural location within easy reach of local amenities, and 10 miles from the City of York
- Modern fitted kitchen, two reception rooms, utility and cloakroom
- Delightful landscaped gardens, garage, and off-street parking



Guide Price £475,000

BoultonCooper

BC
Est. 1804

The Granary | West Lilling | York



ACCOMMODATION ON THE GROUND FLOOR

ENTRANCE HALL

Stable-style timber door, under stairs storage cupboard, double radiator, staircase to first floor, telephone point.

KITCHEN

10'8" x 14'3" (3.25m x 4.34m)

Dual aspect timber framed double glazed windows, range of modern fitted base and wall mounted units with work surfaces over, undermount ceramic sink with Quooker tap over, tiled splashbacks, integral dishwasher, integral Zanussi double oven and grill, 4 ring electric hob with cooker hood over, exposed timber beam ceiling and timber floor, double radiator.

STUDY

8'2" x 9'1" (2.49m x 2.77m)

Rear aspect timber framed double glazed window, vaulted ceiling with exposed beams and Velux roof light, BT Openreach point.

UTILITY ROOM

With work surfaces over, plumbing for washing machine, vaulted ceiling with Velux roof light, timber floor, double radiator, Worcester oil fired boiler.

CLOAKROOM

With low flush wc, pedestal wash hand basin with chrome mixer taps over and vanity unit, chrome heated towel rail, extractor fan.

SITTING ROOM

12'2" x 13'11" (3.71m x 4.24m)

Dual aspect timber framed double glazed windows and French doors out onto the south-facing patio, exposed timber beam ceiling, engineered Oak flooring, central cast iron fireplace into brick recess on a stone hearth with timber surround and mantelpiece, flanked by twin display shelving with cupboards underneath, TV aerial point, double radiator.

TO THE FIRST FLOOR

LANDING

With delightful arched double glazed window to the rear elevation, access to loft storage cupboard.

BEDROOM 1

13'10" x 10'1" (4.22m x 3.07m)

Triple aspect timber framed double glazed windows, built-in wardrobe, exposed timber beam vaulted ceiling, TV aerial point, cast iron radiator.

BEDROOM 2

12'3" x 6'8" (3.73m x 2.03m)

Front aspect timber framed double glazed windows, vaulted timber beam ceiling, cast iron radiator.

BEDROOM 3

12'3" x 6'5" (3.73m x 1.96m)

Rear aspect timber framed double glazed windows, vaulted timber beam ceiling and Velux roof light, airing cupboard with shelving and housing the hot water cylinder, cast iron radiator.

BATHROOM

Front aspect timber framed double glazed window, walk-in shower cubicle with chrome fittings and glazed sliding door, low flush wc, pedestal wash hand basin with chrome taps over, part tiled walls, shelving, shaver point, chrome heated towel rail.



OUTSIDE

The Granary forms part of a well established development of imaginatively designed barn conversions on the western edge of the highly sought-after hamlet village of West Lilling, 10 miles north of the City of York. The property is approached along a shared gravelled driveway and communal parking area, which leads to the garage (17'2" X 8'2" (5.23M X 2.50M)) with timber doors to the front, personnel door to the rear, with electric power and lighting, with work surface, and part boarded loft storage, outside double socket.

Vehicular access and private parking is provided to the property through double wrought iron gates, leading to a gravelled area with herbaceous borders and raised vegetable patch. The gravelled areas continue to provide attractive seating spaces with circular area flanked by low-level box hedging. A central stone flagged path with lawned areas either side lead to the south-facing patio area, part sheltered by brick walls and pergola surrounded by clematis, white rose and white wisteria. An ideal space for al-fresco dining or simply sitting and enjoying the south-facing gardens, which are framed by established beech hedgerows. Timber garden shed.

SERVICES

Mains water and electricity. Oil fired central heating. Drainage is to a shared package treatment plant. There is a monthly charge, which is currently £35 per calendar month, as a contribution towards shared maintenance of the driveway and communal parking area and the shared package treatment plant.

TENURE

We understand to be freehold with vacant possession on completion.

VIEWING

Strictly by appointment with the Agents, BoultonCooper. Tel. 01653 692151

DIRECTIONS

From our Malton office, proceed westbound on the A64 towards York. After approximately 3 miles, turn right on to Greets House Road towards Welburn. Continue to Sheriff Hutton and at the mini roundabout, take the first left exit and proceed to the southern edge of the village before bearing left on to Goose Track Lane towards West Lilling. Take the first right hand turn and after approximately 50 metres The Granary can be found on your left hand side, clearly identified by our BoultonCooper 'For Sale' board. Postcode: YO60 6RP.

COUNCIL TAX BAND

We are verbally informed the property lies in Band D. Prospective purchasers are advised to check this information for themselves with North Yorkshire Council. Tel 0300 131 2131.

ENERGY PERFORMANCE RATING

Assessed in Band D. The full EPC can be viewed online (www.gov.uk/find-energy-certificate) or at our Malton Office.



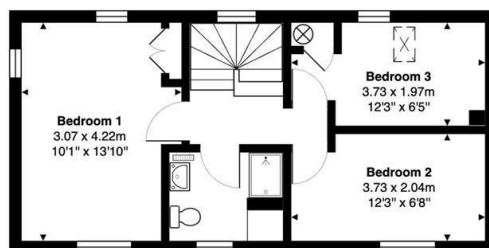
The Granary | West Lilling | York

The Granary, West Lilling, York, YO60 6RP



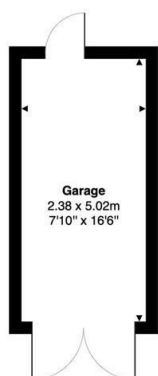
Gross Internal Area: 88.6 m² ... 953 ft² (excluding garage)

All measurements are approximated for display purposes only and should be independently verified
Copyright © 2025 Matt Hillier Photographer
www.mattillier.co.uk



First Floor

Gross Internal Area: 37.0 m² ... 398 ft²



Gross Internal Area: 0.0 m² ... 0 ft²



Ground Floor

Gross Internal Area: 51.6 m² ... 555 ft²

VIEWING

Strictly by appointment with the Agents.

COUNCIL TAX BAND

D

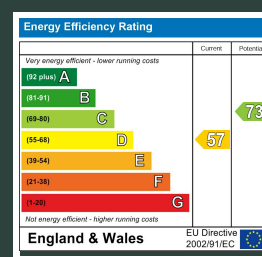
ENERGY PERFORMANCE RATING

D

St Michaels House Market Place, Malton, YO17 7LR

t: 01653 692151

e: malton@boultoncooper.co.uk



boultoncooper.co.uk



CONSUMER PROTECTION FROM UNFAIR TRADING REGULATIONS 2008

The description contained in this brochure is intended only to give a general impression of the property, its location and features, in order to help you to decide whether you wish to look at it. We do our very best to provide accurate information but we are human, so you should not allow any decisions to be influenced by it. For example any measurements are approximate and, where such things as central heating, plumbing, wiring or mains services are mentioned, we would advise you to take your own steps to check their existence and condition. Although we cannot accept any responsibility for any inferences drawn from this brochure or any inaccuracy in it, we shall always try to help you with any queries.

BoultonCooper for themselves and for the vendors or lessors of the property/properties, whose agents they are, give notice that (i) the particulars are produced in good faith, are set out as a general guide only and do not constitute any part of the contract; (ii) no person in the employment of BoultonCooper has any authority to make or give representation or warranty whatever in relation to this/these property/properties.

BC
Est. 1801