

10, Old House Gardens, Hastings, TN34 2JS

Web: www.pcmestateagents.co.uk
Tel: 01424 839111

Offers In Excess Of £550,000

PCM Estate Agents are delighted to present to the market a UNIQUE OPPORTUNITY to secure this DETACHED FOUR BEDROOM FAMILY HOME tucked away in a quiet cul-de-sac location, within easy reach of St Helens Woods. Offering exceptionally well-proportioned and well-appointed accommodation with modern comforts including gas fired central heating, double glazing and a BEAUTIFULLY LANDSCAPED GARDEN with SEA VIEWS.

The property occupies an elevated position off the road with a GARAGE and OFF ROAD PARKING for multiple vehicles. Inside the property has a spacious entrance hall with ample storage space, DOWNSTAIRS WC, DUAL ASPECT LIVING ROOM with WOOD BURNER, an impressive OPEN PLAN KITCHEN-DINING ROOM being dual aspect and leading to the CONSERVATORY, providing access and outlook onto the garden. Upstairs the landing provides access to a MASTER BEDROOM with EN SUITE, THREE FURTHER WELL-PROPORTIONED BEDROOMS and a family bathroom.

Conveniently positioned within this sought-after and quiet cul-de-sac within this favourable region of Hastings, close to popular schooling establishments and nearby amenities.

Viewing comes highly recommended, please call the owners agents now to book your viewing.

DOUBLE GLAZED FRONT DOOR

Opening onto:

SPACIOUS ENTRANCE HALL

Oak staircase with glass inserts offering a modern and contemporary style rising to upper floor accommodation, wood effect Karndean flooring, radiator, telephone point, large storage cupboard, wall mounted security alarm pad, oak partially glazed doors to living room and further oak partially glazed French doors opening to the kitchen-dining room.

DOWNSTAIRS WC

Dual flush low level wc, wall mounted wash hand basin with chrome mixer tap and tiled splashbacks, radiator, wood effect Karndean flooring, double glazed window with obscured glass to rear aspect.

DUAL ASPECT LIVING ROOM

20'2 x 11'5 (6.15m x 3.48m)

Double glazed window to front enjoying a pleasant outlook, double glazed French doors with windows either side to rear aspect allowing for direct access and outlook onto the lovely landscaped garden, two radiators, fireplace with inset wood burning stove, television point.

OPEN PLAN KITCHEN-DINER

19'7 max x 15'8 narrowing to 10'4 (5.97m max x 4.78m narrowing to 3.15m)

Ample space for large dining table, radiator, inset down lights, wall mounted cupboard concealed boiler (installed 2024), part tiled walls, wood effect Karndean flooring. Fitted with a matching range of eye and base level cupboards and drawers fitted with soft close hinges and having complementary countertops over, freestanding Belling Range style electric cooker (included in sale) with double oven, grill and plate warmer, inset ceramic one & ½ bowl sink unit with mixer tap, space and plumbing for washing machine, dishwasher and tumble dryer, integrated fridge freezer, two double glazed windows to front aspect with lovely views over the street and far reaching views beyond, double glazed window and door to rear aspect opening and looking into:

CONSERVATORY

11'7 x 9'1 (3.53m x 2.77m)

Wall mounted electric radiator, wall lighting, wood laminate flooring, double glazed windows to both side and rear elevations, double glazed door to garden, polycarbonate roof, lovely views and access onto the garden.

FIRST FLOOR LANDING

Double glazed window to rear aspect, loft hatch providing access to loft space, storage cupboard.

MASTER BEDROOM

13'6 x 10'9 (4.11m x 3.28m)

Radiator, double glazed window to front aspect having far reaching views over Hastings to the sea and including views of Beachy Head, door to:

EN SUITE

Walk in shower, vanity enclosed wash hand basin with chrome mixer tap, dual flush low level wc, part tiled walls, radiator, tile effect vinyl flooring, down lights, double glazed obscured glass window to rear aspect.

BEDROOM

11'5 x 9'2 (3.48m x 2.79m)

Radiator, double glazed window to rear aspect having lovely views onto the landscaped garden.

BEDROOM

11'4 x 10'10 (3.45m x 3.30m)

Radiator, double glazed window to front aspect having far reaching views over Hastings and to the sea.

BEDROOM

10'6 x 7'11 (3.20m x 2.41m)

Radiator, two double glazed windows to front aspect with far reaching views over Hastings and to the sea.

FAMILY BATHROOM

Panelled bath with shower over, dual flush low level wc, vanity enclosed wash hand basin with chrome mixer tap and splashback, radiator, partially aquaborded walls, tile effect vinyl flooring, down lights, double glazed obscured glass window to rear aspect.

OUTSIDE - FRONT

The house occupies an elevated position set back from the road with steps up to front door, lawned front garden, driveway providing off road parking, EV charging port, additional parking to the front, access to:

GARAGE

20'2 x 11'5 (6.15m x 3.48m)

Up and over door, power and light.

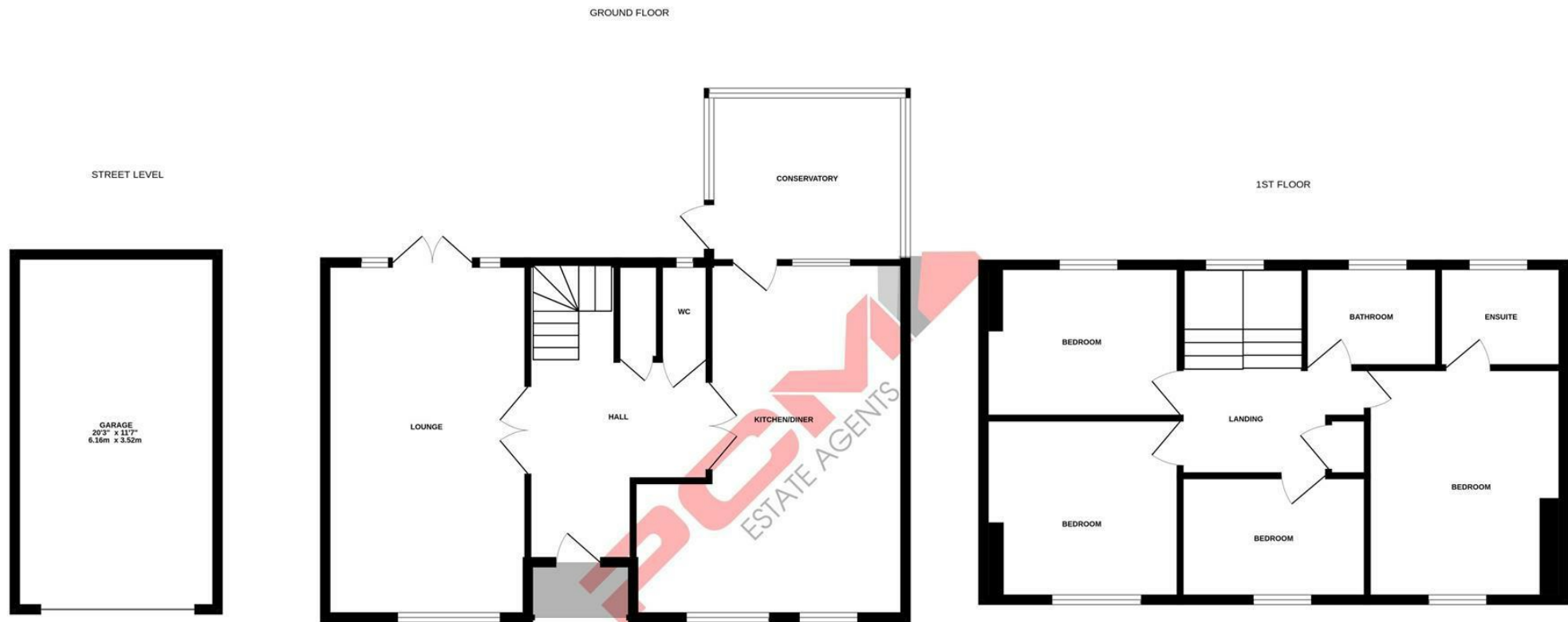
REAR GARDEN

Beautifully landscaped with an Indian sandstone patio, arranged over two levels and retained by railway sleepers, wooden balustrade, good sized section of lawn, further sandstone patio at the top of the garden allowing for outstanding views back across the garden, over the house and to the sea. There are also two sections of artificially laid lawn, gates to both side elevations and outside lighting. The garden has mature flowering shrubs and trees, fenced boundaries and gated rear access.

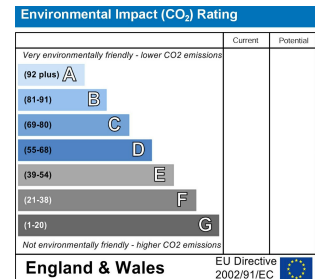
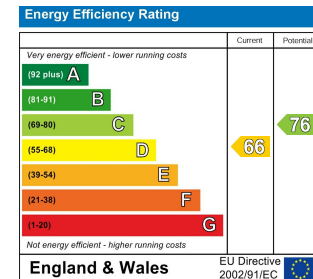








Whilst every attempt has been made to ensure the accuracy of the floorplan contained here, measurements of doors, windows, rooms and any other items are approximate and no responsibility is taken for any error, omission or mis-statement. This plan is for illustrative purposes only and should be used as such by any prospective purchaser. The services, systems and appliances shown have not been tested and no guarantee as to their operability or efficiency can be given.
Made with Metropix ©2025



PCM endeavour to maintain accurate depictions of properties in Floor Plans and descriptions, however, these are intended only as a guide and purchasers must satisfy themselves by personal inspection. PCM have not tested any services, appliances, equipment or facilities, and nothing in these details should be deemed to be a statement that they are in good working order or that the property is in good structural condition or otherwise.