

OFFERS IN THE REGION OF

**£239,950**

**Ashfield Close**

Penistone, S36 6EY



## PROPERTY SUMMARY

Welcome to Ashfield Close, a quiet and friendly spot in the heart of Penistone. This lovely three-bedroom townhouse offers bright, well-planned living space spread across three floors – perfect for families or anyone looking for a bit of extra room.

3



3



1









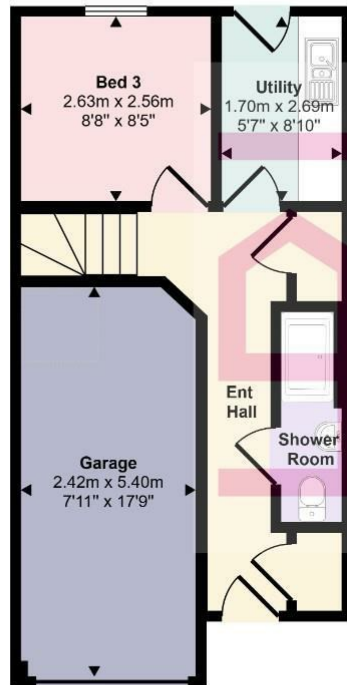




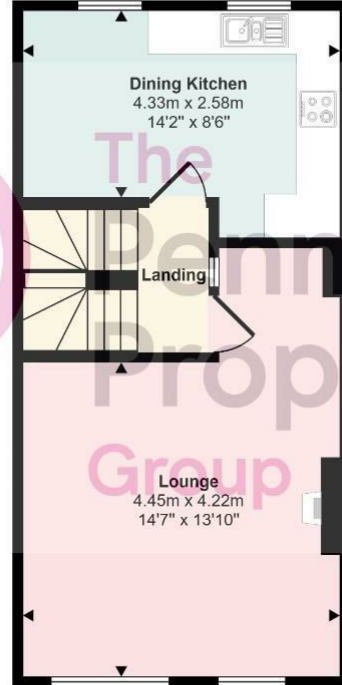




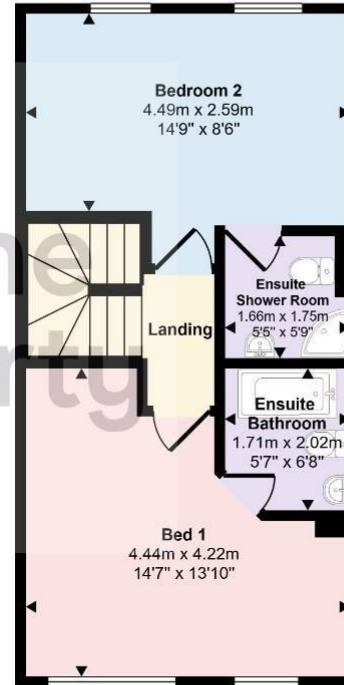
Approx Gross Internal Area  
120 sq m / 1293 sq ft



Ground Floor  
Approx 39 sq m / 420 sq ft



First Floor  
Approx 40 sq m / 433 sq ft



Second Floor  
Approx 41 sq m / 440 sq ft

Denotes head height below 1.5m

This floorplan is only for illustrative purposes and is not to scale. Measurements of rooms, doors, windows, and any items are approximate and no responsibility is taken for any error, omission or mis-statement. Icons of items such as bathroom suites are representations only and may not look like the real items. Made with Made Snappy 360.

**LOCAL AUTHORITY**  
BMBC

**TENURE**  
Freehold

**COUNCIL TAX BAND**  
C

**VIEWINGS**  
By prior appointment only

Energy Efficiency Rating		
	Current	Potential
Very energy efficient - lower running costs		
(92 plus) A		
(81-91) B		
(69-80) C		
(55-68) D		
(39-54) E		
(21-38) F		
(1-20) G		
Not energy efficient - higher running costs		
England & Wales	EU Directive 2002/91/EC	

Agents Note: Whilst every care has been taken to prepare these particulars, they are for guidance purposes only. All measurements are approximate and are for general guidance purposes only and whilst every care has been taken to ensure their accuracy, they should not be relied upon and potential buyers/tenants are advised to recheck the measurements

**OFFICE ADDRESS**  
12 St Marys Street  
Penistone  
Sheffield  
South Yorkshire  
S36 6DT

**OFFICE DETAILS**  
01226 766755  
info@pennineproperty.co.uk