



The
Pennine
Property
Group



OFFERS IN THE REGION OF

£205,000

23 Don Street

Penistone, S36 6HA

PROPERTY SUMMARY

A lovely family home... This three bedroomed end terraced property has a driveway providing off road parking which is a rarity on this particular street. Enjoying a convenient location for Penistone centre, Train station and the Pennine Trail. A must see. Don't delay...

3



1



2

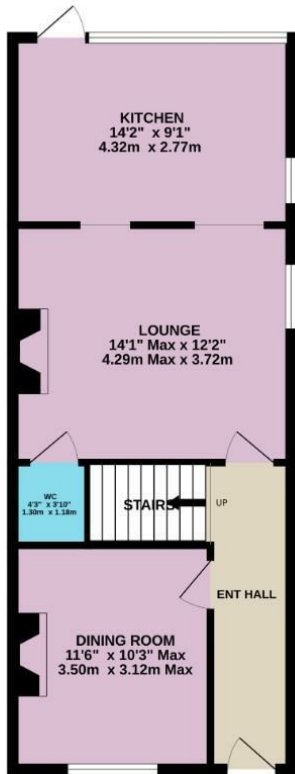




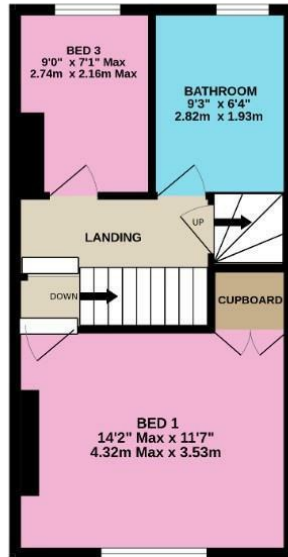




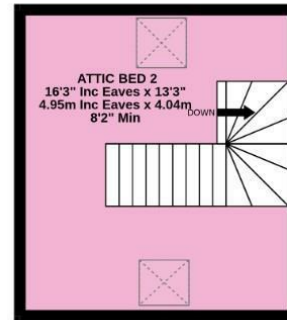
GROUND FLOOR
526 sq.ft. (48.9 sq.m.) approx.



1ST FLOOR
384 sq.ft. (35.7 sq.m.) approx.



2ND FLOOR
222 sq.ft. (20.6 sq.m.) approx.



TOTAL FLOOR AREA : 1132 sq.ft. (105.2 sq.m.) approx.

Whilst every attempt has been made to ensure the accuracy of the floorplan contained here, measurements of doors, windows, rooms and any other items are approximate and no responsibility is taken for any error, omission or mis-statement. This plan is for illustrative purposes only and should be used as such by any prospective purchaser. The services, systems and appliances shown have not been tested and no guarantee as to their operability or efficiency can be given.
Made with Metropix ©2024

LOCAL AUTHORITY
BMBC

TENURE
Freehold

COUNCIL TAX BAND
A

VIEWINGS
By prior appointment only

Energy Efficiency Rating		Current	Potential
Very energy efficient - lower running costs			
(92 plus) A			
(81-91) B			78
(69-80) C			
(55-68) D			
(39-54) E		42	
(21-38) F			
(1-20) G			
Not energy efficient - higher running costs			
England & Wales		EU Directive 2002/91/EC	

Agents Note: Whilst every care has been taken to prepare these particulars, they are for guidance purposes only. All measurements are approximate and are for general guidance purposes only and whilst every care has been taken to ensure their accuracy, they should not be relied upon and potential buyers/tenants are advised to recheck the measurements

OFFICE ADDRESS
12 St Marys Street
Penistone
Sheffield
South Yorkshire
S36 6DT

OFFICE DETAILS
01226 766755
info@pennineproperty.co.uk