



Stoneacre
Properties



Wensley Drive

Leeds, LS7 3QW

£565,000



Wensley Drive

Leeds, LS7 3QW

£565,000



Entrance

Entering the property you are welcomed into the hallway which offers access throughout the ground floor of the property.

Lounge

Large formal lounge offers ample space for seating and with a large bay window to the front elevation of the property the room is flooded with natural light. The lounge is complete with log burner and is newly laid to carpet.

Dining Room

An expansive second reception room overlooks the garden and runs parallel to the kitchen therefore offering a wonderful opportunity to knock through into the kitchen and create an open plan kitchen/living/diner with access out to the rear garden. The dining room has recently been redecorated and fitted with new carpet.

Kitchen

Well presented kitchen is overly spacious and offers an abundance of storage space as well as integrated double oven, gas hob with extractor above and plumbing for washing machine and dishwasher as well as space for fridge/freezer. The kitchen is complete with solid wood worktops. Side door leads out to the driveway.

W/C

Ground floor is complete w/c comprising toilet and sink.

Landing

First floor landing offers access to all four bedrooms and the main house bathroom. The landing and bedrooms have been newly laid to carpet.

Bedroom 1

Large double bedroom with ample space for bedroom furniture including wardrobes, and large bay window to front elevation of the property.

Bedroom 2

Second large double bedroom with fitted wardrobe and overlooking the rear garden.

Bedroom 3

Third double bedroom at the far end of the hallway.

Bedroom 4

Fourth single bedroom also ideal as a home office.

Bathroom

Tiled house bathroom with walk in shower, toilet and sink.

Garage

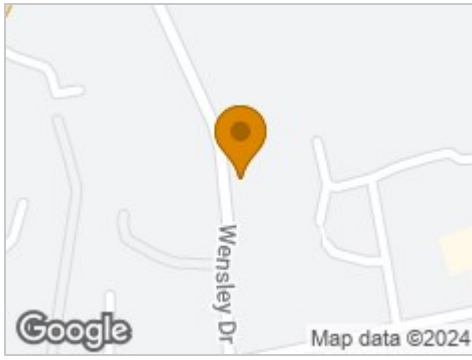
Situated to the rear of the property and at the end of the driveway is this spacious brick built garage offering a wonderful storage space, with its own fuse box and electrics.

External

To the front of the property is a mature garden laid to lawn with an array of plants and shrubbery throughout the garden. A large driveway capable of holding circa 4-5 cars and leads up to the garage. To the rear is a private garden laid to lawn.




Road Map



Hybrid Map



Terrain Map



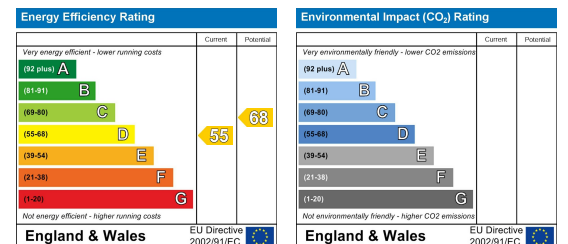
Floor Plan



Viewing

Please contact our Chapel Allerton Sales Office on 0113 237 0999 if you wish to arrange a viewing appointment for this property or require further information.

Energy Efficiency Graph



These particulars, whilst believed to be accurate are set out as a general outline only for guidance and do not constitute any part of an offer or contract. Intending purchasers should not rely on them as statements of representation of fact, but must satisfy themselves by inspection or otherwise as to their accuracy. No person in this firm's employment has the authority to make or give any representation or warranty in respect of the property.