


**YOUR CHOICE OF
PENTHOUSE OR TOWNHOUSE**

CHISWICK GREEN
LONDON **W4**



**LEAFY & LIVELY.
THERE IS NOWHERE
ELSE QUITE LIKE
THIS ELEGANT
CORNER OF LONDON**

Welcome to Chiswick Green, the perfect blend of modern urban living in a beautiful green setting. Spilling onto the park, right at the heart of Chiswick, you'll find an exclusive collection of six penthouses and four townhouses.

Make a marvellous mix of village and city your new stylish home.



THE EXQUISITE WAY TO ENJOY CHISWICK

Chic and comfortable. Vibrant and tranquil. Local and cosmopolitan. Exquisite interiors combine with soaring city views at Chiswick Green.

Here, living and working from home simply flows. You have the best of London living combined with the unique village feel of Chiswick.

This is a neighbourhood that's rich in vibrant amenities, picturesque scenery and colourful history. Where else can you walk down a High Road? Meander along a Strand? Stroll along some cobbled streets? Or take a wooded path?





Directly to the south lies the open space of Turnham Green.

A SELECT COLLECTION OF PENTHOUSES AND TOWNHOUSES

The modern penthouses and townhouses are an intrinsic part of Chiswick Green, a new community of elegant private homes.



Chiswick House and Gardens.

Four spacious penthouses – each with a wraparound terrace – sit atop Empire House, boasting sublime, uninterrupted views across London as well as a meticulous level of attention to detail inside. Two further penthouses are located in Stoll House, also benefitting from private terraces and exacting design.

Tucked behind Chiswick High Road, an exclusive terrace of four contemporary family homes provides flexible living arranged over three storeys, with private roof gardens and car parking.



Overlooking Turnham Green, four spacious penthouses adorn the top floors of Empire House with wraparound terraces.

Between the apartment buildings are four family townhouses.



EXQUISITELY CONSIDERED INSIDE & OUT



The landscaped, tree-lined approach to Empire House from the north.

The architectural design at Chiswick Green is by award-winning practice, Assael, with effortlessly sophisticated interiors by Millier.

From the carefully considered landscaping interspersed between the apartment buildings through to the interior designed communal areas and open plan, flowing internal spaces, you will find an exacting attention to detail on every level. Warm interior textures are inspired by the natural surroundings, with a simple, crisp palette enriched with well-considered finishes and architectural flourishes.

All residents at Chiswick Green will have access to a dedicated concierge service, ready to help with your day.

Always committed to delivering best-in-class, Chiswick Green is currently undergoing a WiredScore certification which assesses, certifies and improves digital connectivity and smart technology in properties on a global scale. This certification provides the reassurance that your new home is delivering the best possible digital connectivity and infrastructure.

Throughout, spacious and elegant layouts are made for modern living.



Kitchen cabinetry in a matt lacquer finish with soft closing doors and drawers and integrated Miele appliances.

FROM
DOING IT ALL
TO DOING
NOTHING
AT ALL



Lustrous, reflective material choices add accents to feature areas.



A calming palette accentuates the natural light.




LOW-CARBON LIVING AT CHISWICK GREEN

The on-site Energy Centre includes air-source heat pump technology for increased energy efficiency and reduced CO₂ emissions.

Renewable energy from solar roof panels (Adelaide House).

Low-energy LED lighting and energy-efficient appliances throughout each home.

Two years of complimentary Car Club membership for electric and conventional car sharing.



ENJOY ALL THAT'S NEARBY

There's more of the great outdoors to explore in your local neighbourhood. The world-famous Kew Gardens is close by for beautiful botanic gardens, as is Richmond Park – the largest of London's Royal Parks, spanning 2,500 acres.

For fashionable dining, take your pick of celebrated establishments, including the Ivy cafe, La Trompette, and Petersham Nurseries in Richmond. A short tube trip transports you to Kensington's iconic cultural institutions, including the V&A, Chelsea's famed King's Road and vibrant White City for further retail and lifestyle choices. For international links, Crossrail's Elizabeth Line will whisk you to Heathrow airport in 14 minutes.*

9 MINS

CHISWICK HOUSE & GARDENS

15 MINS

KEW GARDENS

16 MINS

RICHMOND

24 MINS

HIGH STREET KENSINGTON

25 MINS

NOTTING HILL

35 MINS

KNIGHTSBRIDGE



Sources: Google, TfL and National Rail. Journey times will vary depending on the time of travel.

*Time based on Crossrail services from Ealing Broadway Station (scheduled to open from May 2023).

DISCOVER CHISWICK GREEN LIVING



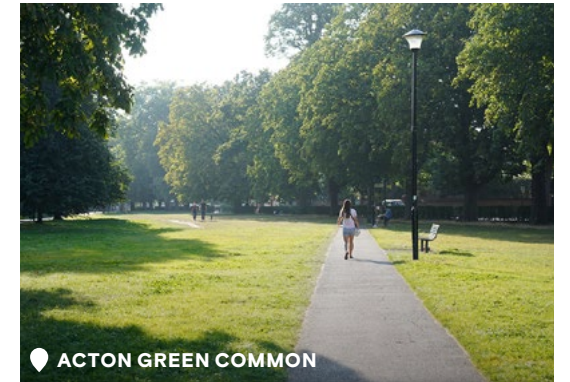
Chiswick Green offers you a prestigious home you'll love in the neighbourhood you desire. Rich heritage and wide-open spaces surround you, including the adjoining Turnham Green. For riverside walks, you also have the nearby banks of the Thames.

The local area feels both neighbourly and electric with an array of independent shops, cafés, bars, eateries, cultural venues and a range of highly rated Ofsted schools on your doorstep. Pop into your favourite coffee shop. Stroll along your road to High Road House, part of Soho House. Or head straight into the West End for work, shopping and all the culture of a great global capital.

BREEZE INTO THE CITY CENTRE OR 'SQUARE MILE'




A short walk from your home takes you to the Underground at Chiswick Park Station (3-minute walk). Alternatively, you have the choice of Overground or Mainline trains from Gunnersbury Station (10-minute walk) or Chiswick Station (8-minute cycle).

Times sourced from Google maps.



EVERY CHANCE TO GET AWAY AND EVERY REASON TO STAY



-  **Chiswick Park Underground Station**
14 mins to Hammersmith
18 mins to South Kensington
24 mins to Victoria
29 mins to Oxford Circus
38 mins to Bond Street
38 mins to King's Cross
-  **Gunnersbury Overground Station**
16 mins to Richmond
26 mins to Hampstead Heath
-  **Chiswick Station, National Rail**
25 mins from London Waterloo



Sources: Google, TfL and National Rail.
Journey times will vary depending on the time of travel.



Regent's Crescent, London W1.

Langham Street, London W1.



West Village, Notting Hill W11.

PROUDLY DEVELOPED BY GREAT MARLBOROUGH ESTATES

Vauxhall Cross, London SW8.



Great Marlborough Estates is an award-winning development company, focused on delivering high quality projects throughout central London. The company was founded and is run by Dean Clifford and Grant Lipton.

All of Great Marlborough Estates' schemes are developed with an appreciation of the surrounding area. Engaging with the local communities, they are able to realise buildings that enhance the immediate urban environment, whilst creating a lasting appeal. Their end-user-minded approach to each individual project ensures an unwavering and methodical attention to detail. Working closely with the architects and designers, they accept only the highest standard of finishes, both inside and out.



Make Chiswick Green your corner of London

CONTACT US

020 8017 1947 | SALES@CHISWICKGREEN.CO.UK

CHISWICKGREEN.CO.UK



**SCAN AND FIND
OUT MORE**

A development by

**G R E A T
M A R L B O R O U G H
E S T A T E S**

Sales team



The sales agents, their clients, and any joint agents give notice that: ¹ They are not authorised to make or give any representations or warranties in relation to the property either here or elsewhere, either on their own behalf or on behalf of their client or otherwise. They assume no responsibility for any statement that may be made in these particulars. These particulars do not form part of any offer or contract and must not be relied upon as statements or representations of fact. ² Any areas, measurements or distances are approximate. The text, photographs, CCLs and plans are for guidance only and are not necessarily comprehensive. It should not be assumed that the property has all necessary planning, building regulation or other consents and the sales agents have not tested any services, equipment or facilities. Purchasers must satisfy themselves by inspection or otherwise. ³ These particulars were prepared from preliminary plans and specifications before the completion of the properties and are intended only as a guide. They may have been changed during construction and final finishes could vary. Prospective purchasers should not rely on this information but must get their solicitor to check the plans and specification attached to their contract.