




2 High View

, Wallsend, NE28 8SR

£435,000



Trading Places



2 High View

, Wallsend, NE28 8SR

Trading Places are honoured to welcome to the market this bespoke detached, five bedroom home situated on the peaceful High View, close to the wonderful Richardson Dees park. The property has been beautifully cared for by the current owners and is offered with no upper chain. Situated in an ideal location near an abundance of amenities including shops, eateries, excellent transport links, and schooling, makes this a perfect family home.

As you step inside the home, you're greeted by a large porch leading to the charming hallway with doors to all principle rooms on the ground floor, including a WC, and stairs to upstairs. The dining room offers plenty of room for your desired furnishings and has a bay window to the front. The living room, with a gas fireplace, is a spacious room that flows through to the conservatory that's filled with natural light and overlooks the rear garden; a wonderful space for relaxing or entertaining guests. The bright and airy kitchen provides ample storage space, making it a perfect space for meal prep and socializing. Conveniently connected to the kitchen is a further reception room which is a great versatile space and would lend itself to either a ground floor bedroom or a family room. It has it's own door to the rear garden and can be accessed externally by the front through the practical utility room, offering additional storage space. To the first floor, you will be greeted by a spacious landing that leads to four generously proportioned bedrooms, three of which can easily accommodate a double bed and any desired furnishings. The true jewel of this level is the master bedroom, which boasts its own ensuite and walk in wardrobe. Additionally, the first floor also features a beautifully appointed family bathroom. The home is warmed via gas central heating. As you venture outside there is a drive to the front and gorgeous wrap around gardens complete with paved and gravel areas perfect for relaxing and a lush lawn for outdoor activities.

The Local Area

The home is situated on the ever sought after High View in Wallsend, across the road from the wonderful Richardson Dees park. Wallsend is a historical residential area positioned in a popular area of North Tyneside. It offers an abundance of local amenities including shops, eateries, medical and leisure facilities, as well as excellent transport links to Newcastle City Centre, and the Coast via the coast road. There are also a plethora of Ofsted rated outstanding schools locally such as Western Community Primary School, Sir Charles Parsons School and St Aloysius Catholic Junior School Academy, and a further abundance of Ofsted rated good schools all within a few miles radius like St Columba's Primary, St Thomas More, Wallsend Jubilee Primary School, Beacon Hill School, Richardson Dees Primary School and Burnside College.

Porch

A large porch/boot room with ample space for coats/shoes/prams and a door to the hallway. Windows to the front and window into the living room.

Hallway

A charming hallway with stairs to the first floor and doors to the downstairs wc, dining room, lounge and kitchen. Radiator.

Downstairs Cloaks WC

Cloaks WC with basin and towel rail. Radiator.





Dining Room

13'11" x 12'10" (4.25 x 3.93)

The dining room faces the front and is a versatile space that offers plenty of room for your desired furnishings and features a lovely bay window. Radiator.

Living Room

16'10" x 13'5" (5.15 x 4.10)

The living room offers an additional versatile reception area with a gas fireplace for that cosy feel. Windows to the side and front (into the porch). Door leading to the conservatory. Radiator.

Conservatory

17'9" x 9'7" (5.42 x 2.94)

The conservatory/garden room is filled with natural, cheerful light and provides stunning views of the rear garden. It's a wonderful space for relaxing or entertaining guests. Can be accessed via the kitchen or living room and has 2 French doors leading out to the gardens. 2 electric radiators.

Kitchen

15'1" x 8'3" (4.60 x 2.54)

Ground Floor Bedroom Five/Reception Room Four

15'4" x 12'9" (4.68 x 3.91)

Another great versatile space and would lend itself to either a ground floor bedroom or a family room. It has its own door to the rear garden and can be accessed internally by the kitchen or externally by the front through the utility room making it perfect if you have a teenager who wanted to be more independent or an older relative needing a bit more space. Window to the rear. Radiator.

Utility Room

12'6" x 11'1" (3.82 x 3.40)

Accessed both externally and internally, the utility room has ample storage space and plumbing for a washing machine. There is also a modern boiler which was fitted in 2022 providing gas central heating throughout the home. Radiator.

First Floor Landing

A spacious landing that leads to all four generously proportioned bedrooms, and the family bathroom.

Master Bedroom

20'4" x 12'2" (6.22 x 3.72)

The true jewel of this level is the master bedroom, which boasts its own three-piece ensuite and walk-in wardrobe, providing a true sense of privacy and luxury. The window to the front elevation and a further 2 Velux windows, which have remote controlled fitted blinds, provide an abundance of natural light. There is also loft access to a boarded out loft with lights providing even more storage. 2 Radiators.

Ensuite

A three-piece ensuite with a walk in shower, basin and WC. Towel rail.





Bedroom Two
14'0" x 11'2" (4.27 x 3.42)

A generously proportioned bedroom, capable of accommodating a double bed and any desired furnishings. Window overlooking the front. Radiator.



Bedroom Three
15'2" x 12'11" (4.64 x 3.95)

A further generously sized bedroom, also capable of accommodating a double bed and any desired furnishings. 2 large cupboards. Windows to the side and front elevation. Radiator.



Bedroom Four
9'10" x 7'10" (3.00 x 2.41)

Another well appointed bedroom with a window overlooking the rear garden. Radiator.

Bathroom/WC


Family three piece suite bathroom with a window to the rear elevation. Bath with shower over, basic and WC. Fully tiled. Towel rail.

Externally

As you venture outside to the rear of the property, you'll discover the generously sized wrap around garden, with paving, gravel and a lawned area; each section getting the sunshine at different times during the day. The spacious paved area is perfect for entertaining or relaxing and the lush lawn, offers ample space for outdoor activities. This low maintenance garden also has 2 garden sheds (3m by 4.2m; 2.4 by 2.4m) both with electric supply. The garden offers a great opportunity for future development subject to the relevant planning permissions. To the front of the home is a driveway and garden, there is also a gate leading to the side and rear gardens.



Floor Plan

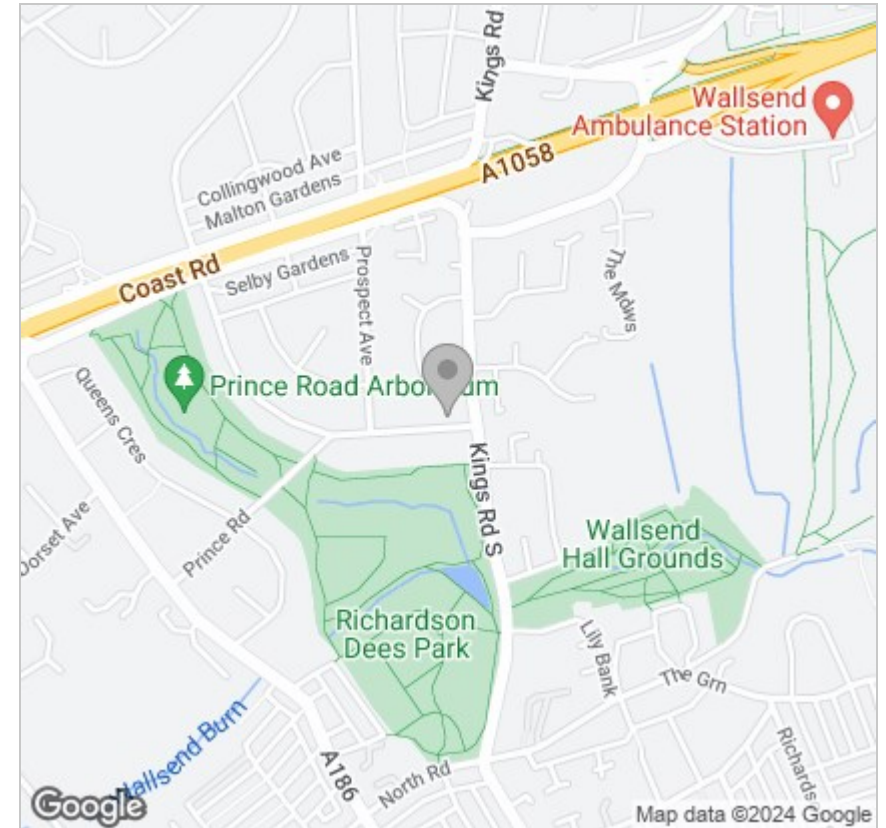


Viewing

Please contact our Trading Places Office on 0191 251 1189 if you wish to arrange a viewing appointment for this property or require further information.

These particulars, whilst believed to be accurate are set out as a general outline only for guidance and do not constitute any part of an offer or contract. Intending purchasers should not rely on them as statements of representation of fact, but must satisfy themselves by inspection or otherwise as to their accuracy. No person in this firm's employment has the authority to make or give any representation or warranty in respect of the property.

Area Map



Energy Efficiency Graph

