

PINEWOOD



Wylam Close, Clay Cross, Chesterfield, Derbyshire S45 9TL

 4  2  1  EPC C

£189,995



OFFERED WITH NO CHAIN...Welcome to this great four bedroom semi-detached three storey house located on Wylam Close in the town of Clay Cross, Chesterfield. This property boasts a spacious 1,200 sq ft of living space, perfect for a growing family or those who just need more space.

The property offers accommodation over three floors, meaning there is plenty of space for all the family. The ground floor provides a modern kitchen diner and a spacious living room with patio doors out to the rear garden. There is also the benefit of a useful downstairs WC. The first floor provides two bedrooms and a family bathroom with a bath, sink and WC. Finally the second floor offers two further bedrooms and a practical shower room.

Outside the property has a single garage and driveway. To the rear is a full enclosed garden with decking and lawn. Whether you have a growing family or simply enjoy having extra space, this property offers both comfort and practicality. uPVC Double Glazing and Gas Central Heating.

Don't miss the opportunity to make this house your next home. PLEASE CALL PINWOOD PROPERTIES TO ARRANGE YOUR VIEWING TODAY!

- WELL PRESENTED FOUR BEDROOM SEMI DETACHED MODERN HOME OVER THREE FLOORS

- SINGLE GARAGE & DRIVEWAY PARKING FOR TWO CARS

- TENURE: FREEHOLD

- GAS CENTRAL HEATING - uPVC DOUBLE GLAZING - COUNCIL TAX BAND-B - EPC-C RATED

- POPULAR RESIDENTIAL ESTATE - THRIVING TOWN OF CLAY CROSS

Entering through front door into an entrance hallway with staircase to the first floor and access to the lower ground floor rooms. The hallway has painted decor, laminate flooring and a central heating radiator. The stairs and landing are painted decor and carpet.

KITCHEN DINER

18'0" x 9'6" narrowing to 6'0" (5.49 x 2.90 narrowing to 1.85)

An open plan kitchen diner with white fitted wall and base units, integrated oven, gas hob and extractor. Space for a freestanding fridge freezer and plumbing for a washing machine. Painted decor, laminate flooring, a central heating radiator and a front facing uPVC double glazed window.

LOUNGE

14'1" x 12'11" (4.31 x 3.94)

A rear facing lounge with double patio doors leading out to the rear garden. With painted decor, laminate flooring and a central heating radiator.

GROUND FLOOR W.C

5'2" x 3'2" (1.60 x 0.97)

Off the kitchen is a cloakroom with low flush WC and pedestal sink with tiled splashback. Painted decor, laminate flooring and a central heating radiator.

BEDROOM TWO (first Floor)

12'11" x 12'4" (3.95 x 3.77)

A rear facing double bedroom with painted decor, carpet, central heating radiator and a uPVC double glazed window over looking the rear garden.

FAMILY BATHROOM (first floor)

6'9" x 6'3" (2.06 x 1.91)

A modern family bathroom with white suite comprising of a panelled bath, pedestal sink and low flush WC. Painted decor with tiled splashback, tiled flooring and a central heating radiator.

BEDROOM THREE (first floor)

11'1" x 6'2" (3.40 x 1.90)

A front facing bedroom with painted decor, carpet, a central heating radiator and uPVC double glazed window.

- NO CHAIN - PERFECT FOR INVESTORS OR FIRST TIME BUYERS

- FAMILY BATHROOM, SHOWER ROOM AND GROUND FLOOR W.C/CLOAKROOM

- CLOSE LOCAL AMENITIES & WELL REGARDED SCHOOLS

- REAR GARDEN WITH LAWN AND DECKING

BEDROOM ONE (Second floor)

12'11" x 12'2" (3.95 x 3.75)

Located on the second floor, a double bedroom with painted decor, carpet, two velux windows and a central heating radiator. There is also a built in store cupboard.

BEDROOM FOUR (second floor)

9'4" x 9'8" narrowing to 6'11" (2.87 x 2.97 narrowing to 2.12)

Also located on the second floor, the fourth bedroom can be used as a bedroom, dressing room or office space. With painted decor, carpet, a central heating radiator and a uPVC double glazed window.

SHOWER ROOM (second floor)

5'10" x 5'8" (1.79 x 1.75)

A fully tiled shower room and laminate flooring with a walk in shower, pedestal sink and low flush WC.

SINGLE GARAGE

17'5" x 8'7" (5.32 x 2.63)

An attached single garage with up and over garage door to the front and a single door to the rear giving access to the rear garden. There is power and lighting as well as an outside tap.

OUTSIDE

A fully enclosed rear garden which can be access via the patio doors from the lounge or the garage. Comprising of a large tiered decking area, mature borders and a lower area laid to lawn.

GENERAL INFORMATION

Tenure: Freehold

EPC Rating: C


uPVC Double Glazing

Gas Central Heating - Combi Boiler

Council Tax Band B

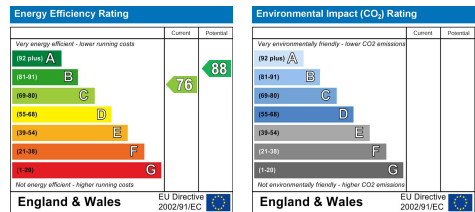
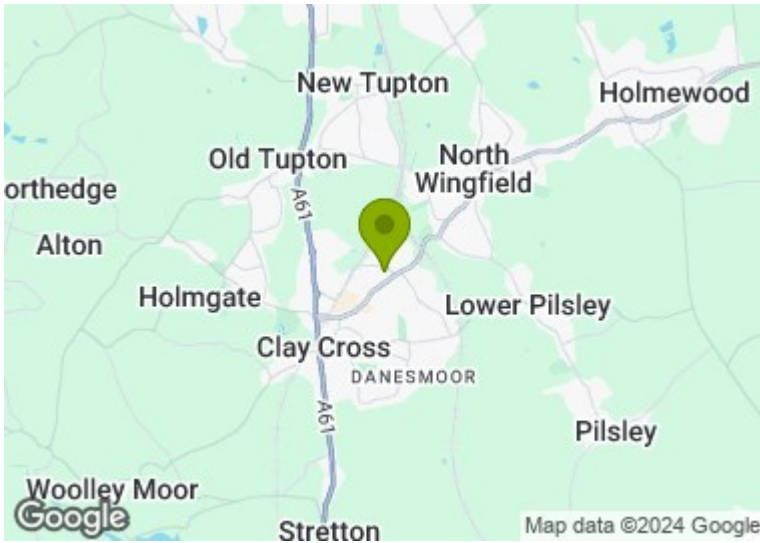
DISCLAIMER

These particulars do not constitute part or all of an offer or contract. While we endeavour to make our particulars fair, accurate and reliable, they are only a general guide to the property and, accordingly. If there are any points which are of particular importance to you, please check with the office and we will be pleased to check the position





TOTAL FLOOR AREA: 117.8 sq.m. (1269 sq.ft.) approx.
 Whilst every attempt has been made to ensure the accuracy of the floorplan contained here, measurements of doors, windows, rooms and any other items are approximate and no responsibility is taken for any error, omission or mis-statement. This plan is for illustrative purposes only and should not be used as such by any prospective purchaser. The services, systems and appliances shown have not been tested and no guarantee as to their operability or efficiency can be given.
 Made with Metropix 02024



DISCLAIMER

GENERAL - Whilst Pinewood Property Estates endeavour to make our sales particulars accurate they do not constitute or form part of an offer or any contract and none are to be relied upon as statements of representation or fact. Please be advised that some of the particulars may be awaiting vendor approval. If you require clarification or further information on any points, please contact Pinewood Properties, especially if you are travelling some distance to view.

SERVICES, SYSTEMS AND APPLIANCES listed in this advertisement have not been tested by Pinewood Property Estates and no guarantee as to their operating ability or efficiency is given. We strongly advise prospective buyers to commission their own survey or service reports before finalising their offer to purchase.

MEASUREMENTS have been taken as a guide to prospective buyers only, and are not precise. You must verify the dimensions carefully before ordering carpets or any built-in furniture.

FIXTURES AND FITTINGS may be mentioned in the advertisement but all these may not be included in the sale and are to be agreed with the seller.

MONEY LAUNDERING REGULATIONS - Intending purchasers will be asked to produce identification documentation at a later stage and we would ask for your co-operation in order that there will be no delay in agreeing the sale.

You may download, store and use the material for your own personal use and research. You may not republish, retransmit, redistribute or otherwise make the material available to any party or make the same available on any other website

Mansfield branch
 24 Albert Street
 Mansfield, NG1
 01623 621001

Clowne branch
 26 Mill Street,
 Clowne, S43 4JN
 01246 810519

Clay Cross branch
 20 Market Street,
 Clay Cross, S45 9JE
 01246 251194

Chesterfield branch
 33 Holywell Street,
 Chesterfield, S41 7SA
 01246 221039

PINEWOOD

