



**Chesterfield Road, North Wingfield, Chesterfield, Derbyshire S42 5LF**

 2  1  1  EPC C

**£550 Per Month**

**PINEWOOD**




**Chesterfield Road  
North Wingfield  
Chesterfield  
Derbyshire  
S42 5LF**



**£550 Per Month**

**2 bedrooms  
1 bathrooms  
1 receptions**

- DRIVEWAY PARKING FOR ONE CAR
- SHARED REAR GARDEN (TWO PROPERTIES)
- POPULAR VILLAGE LOCATION
- BATHROOM WITH WHITE SUITE AND SHOWER OVER BATH
- OPEN PLAN KITCHEN/DINER/ WITH OVEN, HOB AND EXTRACTOR
- NEUTRAL DECOR AND CARPETS
- ONE DOUBLE AND ONE SINGLE BEDROOM
- CLOSE TO ALL THE VILLAGE AMENITIES
- GREAT LOCATION FOR ACCESS TO M1 MOTORWAY
- UPVC DOUBLE GLAZING AND GAS CENTRAL HEATING



**\*\*DRIVEWAY PARKING FOR ONE CAR\*\*SHARED REAR GARDEN\*\*POPULAR VILLAGE LOCATION\*\***This is a TWO bed GROUND FLOOR flat with driveway parking to the front for one car. Situated in the popular village location of North Wingfield, close to all the local village amenities and schools, ideally situated for access to the M1 motorway, on a bus route and only a short drive into the towns of Clay Cross and Chesterfield, The property has a modern kitchen/ diner or lounge with oven, four ring gas hob and extractor, bathroom with white suite and shower over bath, bedroom one is a double and bedroom two is a single. To the rear is a fully enclosed garden with astro turf shared with number 17a. With uPVC Double Glazing and Gas Central Heating.

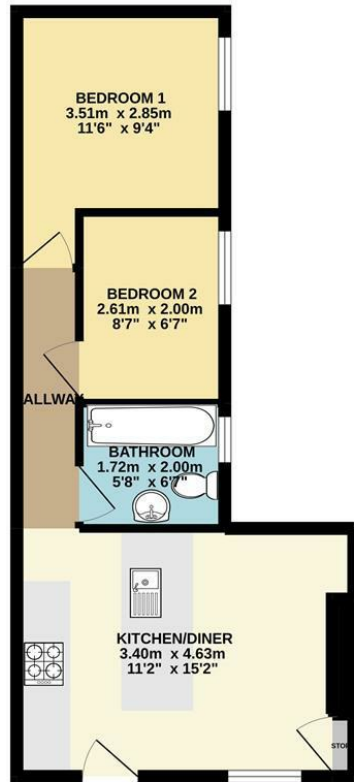
**\*\*VIDEO TOUR AVAILABLE - TAKE A LOOK AROUND\*\***

**\*\*PLEASE CALL PINWOOD PROPERTIES ON INFORMATION ON HOW TO APPLY\*\***

#### **DISCLAIMER**

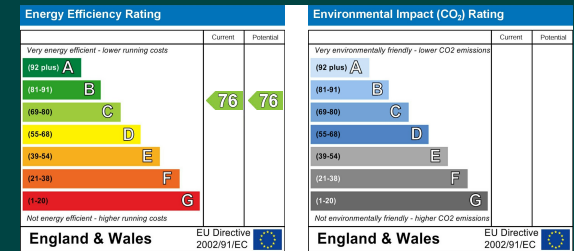
These particulars do not constitute part or all of a contract. While we endeavour to make our particulars fair, accurate and reliable, they are only a general guide to the property the photos are for reference purpose only, the white goods advertised may not be in situ and and if there are any points which are of particular importance to you or any particular white goods required please check with the office and we will be pleased to check the position on these.

GROUND FLOOR  
35.5 sq.m. (382 sq.ft.) approx.



TOTAL FLOOR AREA : 35.5 sq.m. (382 sq.ft.) approx.

Whilst every attempt has been made to ensure the accuracy of the floorplan contained here, measurements of doors, windows, rooms and any other items are approximate and no responsibility is taken for any error, omission or mis-statement. This plan is for illustrative purposes only and should be used as such by any prospective purchaser. The services, systems and appliances shown have not been tested and no guarantee as to their operability or efficiency can be given.  
Made with Metropix ©2022



Mansfield branch  
24 Albert Street  
Mansfield, NG1  
01623 621001

Clowne branch  
26 Mill Street,  
Clowne, S43 4JN  
01246 810519

Clay Cross branch  
20 Market Street,  
Clay Cross, S45 9JE  
01246 251194

Chesterfield branch  
33 Holywell Street,  
Chesterfield, S41 7SA  
01246 221039

PINEWOOD

