

EGERTON ESTATES



Oelgra Cerrig Bungalow , Tyn-Y-Gongl, LL74 8RY

Offers In The Region Of £435,000

A delightful detached four bedroom bungalow in a semi rural position within a mile to the seaside village of Benllech. Extended to give spacious family accommodation, a feature of the Oelgra are the spacious cottage style gardens to include three good sized established ponds. Being double glazed and with gas central heating, together with ample off road parking and garage, the bungalow is ideally suited for a buyer wishing the privacy of a countryside location yet convenient for local amenities and Benllech's renowned sandy beach.

Conservatory Entrance 14'3" x 8'11" (4.36 x 2.74)

Having a double glazed surround to three sides and with double opening front doors, and opening onto the lounge. Tiled floor, wide opening patio door to:

Lounge 17'0" x 13'6" (5.19 x 4.13)

Having a marble surround fireplace with inset electric fire. Coved ceiling, radiator, t.v connection. Inner hallway leading to:

Dining Room 13'1" x 10'2" (4.00 x 3.12)

With dual aspect glazing to include a patio door to the rear patio and garden. Twin dado rails, wall lighting, radiator, telephone connection.

Inner Hall

With walk in store cupboard, and housing an 'Ideal' gas fired central heating boiler (2023). Tiled floor and wall shelving.

Cloakroom

With w.c and wash basin. Fully tiled walls and floor shelving.

Kitchen 13'0" x 10'2" (3.98 x 3.11)

Having an extensive range of solid timber fronted base and wall units to include glazed display units, wine rack and larder unit. Integrated gas hob with canopy extractor over, eye level double oven. Recess for a washing machine, and stainless steel sink unit under a rear aspect window. Fully tiled walls and floor, double glazed outside door.

Bedroom One 11'0" x 8'11" (3.37 x 2.72)

With dual aspect windows. Fitted wardrobes with bed recess, radiator, t.v connection.

Bedroom Two 9'11" x 9'0" (3.04 x 2.75)

Again with dual aspect windows with rural views. Fitted wardrobes with bed recess, radiator, t.v connection.

Bedroom Three 10'11" x 8'11" (3.35 x 2.74)

With side aspect window. Fitted wardrobes with bed recess and further cupboards. Radiator, t.v connection.

Bedroom 4/Study 12'0" x 9'1" (3.68 x 2.78)

Presently used as a study with side aspect window, radiator.

Bathroom 9'10" x 4'11" (3.02 x 1.50)

Having fully tiled walls and floor and a cream suite comprising a large corner bath with integrated seat and mixer shower over. Wash basin with shelf and mirror over, w.c, chrome towel radiator, extractor.

Outside Grounds and Gardens

Enjoying a large garden plot with a private drive leads to a parking area and extends further to the garage. To the front of the bungalow is a large paved

patio which gives additional parking if required. Also to the front is a 'raised' pond with pump. Along the western gable is a further paved patio, being a perfect spot to sit out and enjoy the evening sun. The paving extends to the rear where there is a further large paved patio area with access to the garage and another raised pond. At a lower level is the main garden area. Being a gardener's delight with a feature made of a large central pond. This pond is surrounded by a spacious lawn area and further area of rockery and a wealth of shrubs, perennials, bushes and trees. This garden enjoys excellent privacy from established hedging and bounded by feature limestone escarpment.

Garage 19'4" x 13'3" (5.90 x 4.05)

Having a good width, and with roller access door, power points, workbench and shelving, water tap.

Services

Mains water and electricity. Private drainage. Propane gas central heating system (2023)

Tenure

The property is understood to be freehold and this will be confirmed by the vendor's conveyancer.

Council Tax

Band D

Energy Performance Certificate

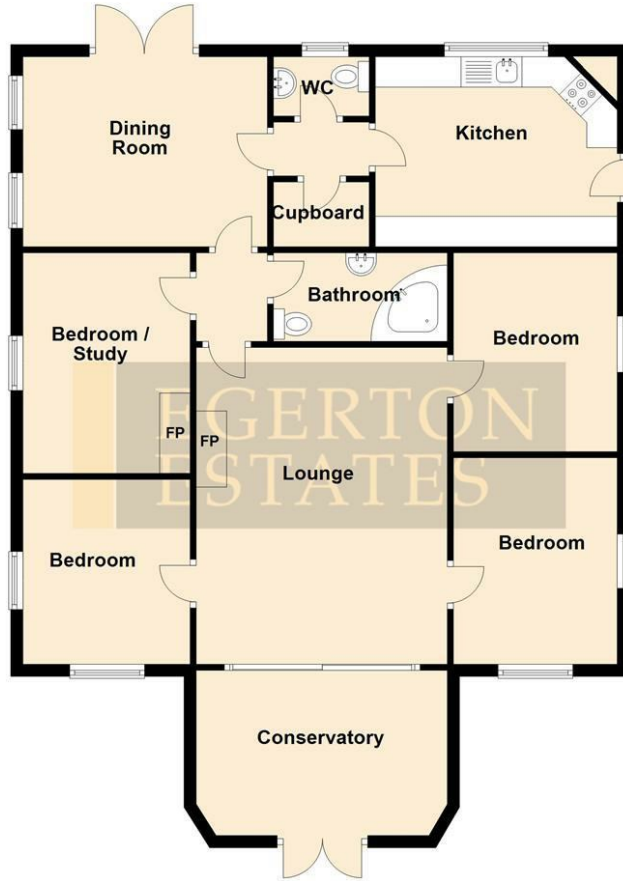
Band F 34/90

Directions

Take the B5108 from Benllech towards Brynteg. After the Tree Tops Holiday Park take the left turn signposted Llanbedgoch and Nature Reserve. The gate to Oelgra Cerrig Bungalow can be seen on the LHS after the narrow left hand pull in.

Floor Plan

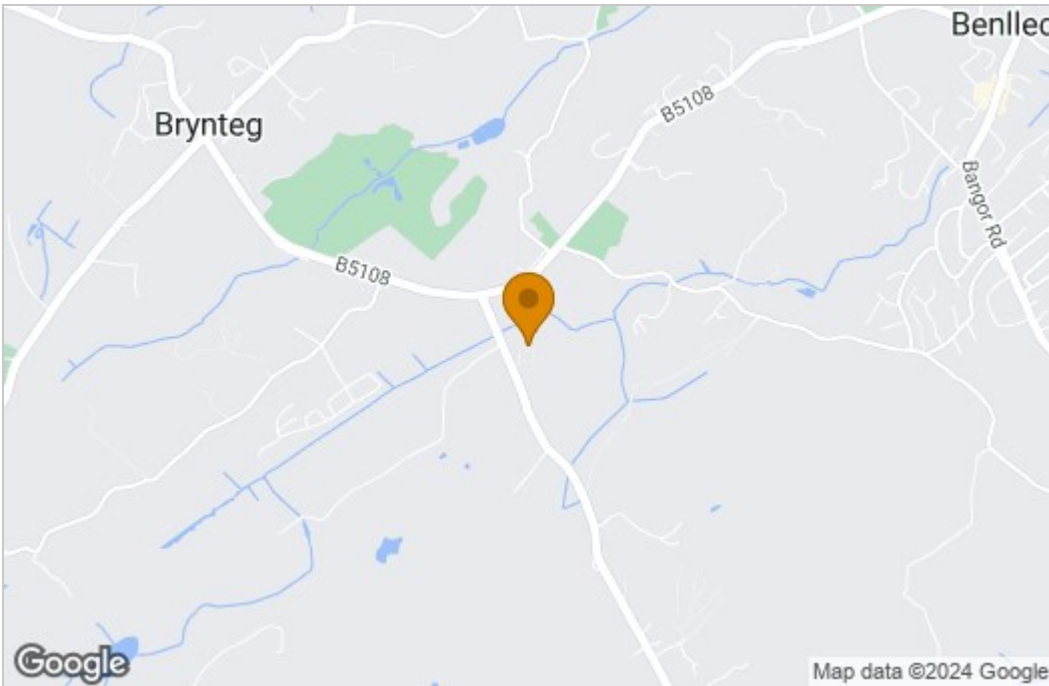
Ground Floor
Approx. 108.7 sq. metres (1169.9 sq. feet)



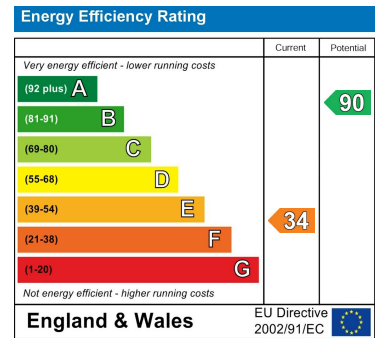
Total area: approx. 108.7 sq. metres (1169.9 sq. feet)

This floor plan is for illustrative purposes only and may not be representative of the property. The measurements are approximate and are for illustrative purposes only. Plan produced using PlanUp.

Area Map



Energy Efficiency Graph



These particulars, whilst believed to be accurate are set out as a general outline only for guidance and do not constitute any part of an offer or contract. Intending purchasers should not rely on them as statements of representation of fact, but must satisfy themselves by inspection or otherwise as to their accuracy. No person in this firm's employment has the authority to make or give any representation or warranty in respect of the property.