



Cromwell Road, Maidstone, Kent, ME14 1EX

Price Guide £400,000 - £425,000



PRICE GUIDE : £400,000 - £425,000. AN EXCEPTIONALLY SPACIOUS FOUR BEDROOM SEMI-DETACHED TOWNHOUSE SITUATED IN A POPULAR CUL DE SAC SETTING WITHIN WALKING DISTANCE OF MAIDSTONE TOWN CENTRE.

Page & Wells are delighted to bring to the market this well maintained four bedroom family home offering versatile accommodation appointed over three levels. The ground floor features a family/dining room, WC and kitchen/breakfast room. The first floor offers two bedrooms, shower room and a large sitting room. Whilst on the top floor there is a principal bedroom with en-suite shower room, further double bedroom and a family bathroom. There is a garage and allocated parking facilities to the rear and a pleasant garden. All in all, we feel this property would make an ideal family home and internal viewing is recommended. Contact: PAGE & WELLS King Street office 01622 756703



PROPERTY INFORMATION

EPC rating: C
Council tax band: F
Tenure: freehold

Location

The property is situated in a prime town centre location, just a stone's throw away from all amenities, whilst positioned in a sought after & quiet cul-de-sac. There is easy & convenient access to Maidstone East, West and Barracks railway stations, whilst access to junction 7 of the M20 is a short drive away, resulting in a stress free experience for the commuter. There are well-regarded primary and secondary schools close by, and Mote Park is only a short walk away.

KEY FEATURES

- > Four bedrooms
- > En-suite shower to principal bedroom
- > Bathroom and shower room
- > Family room/Dining room
- > Kitchen/Breakfast room
- > Garage and allocated parking

> Cul de sac location

> Walking distance of the town centre

ROOMS

GROUND FLOOR:

Entrance Porch

Entrance Hall

Family/Dining Room

Kitchen/Breakfast Room

WC

FIRST FLOOR:

Sitting Room

Bedroom

Bedroom

Shower Room

SECOND FLOOR:

Principal Bedroom

En-suite Shower Room

Family Bathroom

Bedroom


EXTERNALLY

There is a pleasant garden to the rear which provides access to the garage (19'7 x 9') and allocated parking facilities.

VIEWING

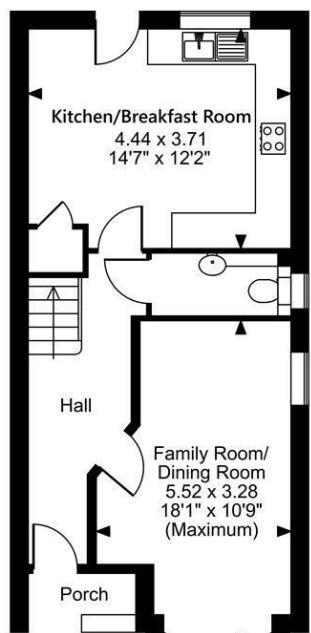
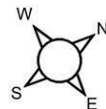
Viewing strictly by arrangements with the Agent's Head Office:
52-54 King Street, Maidstone, Kent ME14 1DB
Tel - 01622 756703
Email – Maidstone@page-wells.co.uk

Energy Efficiency Rating

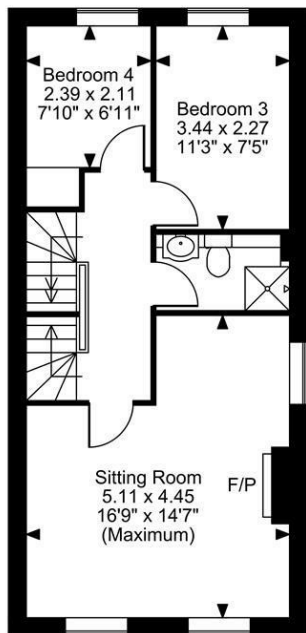
	Current	Potential
Very energy efficient - lower running costs		
(92 plus) A		
(81-91) B		
(69-80) C	71	80
(55-68) D		
(39-54) E		
(21-38) F		
(1-20) G		
Not energy efficient - higher running costs		
England & Wales	EU Directive 2002/91/EC	

Page & Wells limited for themselves and for the vendors of this property whose agents they are give notice that: 1. These particulars do not constitute any part of, an offer or a contract. 2. All statements contained in these particulars as to this property are made without responsibility on the part of Page & Wells Limited or the Vendor. 3. None of the statements contained in these particulars as to the property is to be relied on as statements or representations of fact. 4. Any intending purchaser must satisfy himself by inspection or otherwise as to the correctness of each of the statements contained in these particulars. 5. The vendor does not make or give, and neither Page & Wells Limited nor any person in their employment has any authority to make or give any representation whatsoever in relation to this property. These particulars are supplied on the understanding that all negotiations are carried out throughout Page & Wells Limited. Properties with a reference prefixes EAA are those which Page & Wells Limited disclose an interest in accordance with the provisions of the Estates Agents Act 1979

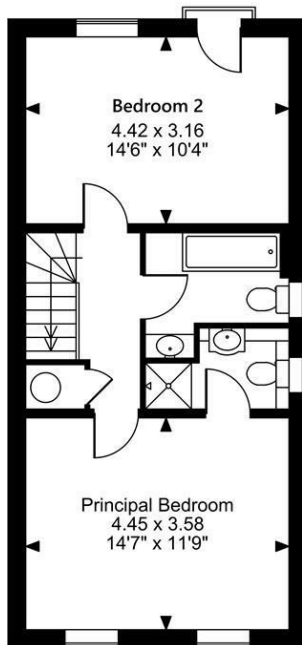
Cromwell Road, Maidstone
Approximate Gross Internal Area
Main House = 1409 Sq Ft/131 Sq M
Garage = 177 Sq Ft/16 Sq M
Shed = 28 Sq Ft/3 Sq M
Total = 1614 Sq Ft/150 Sq M



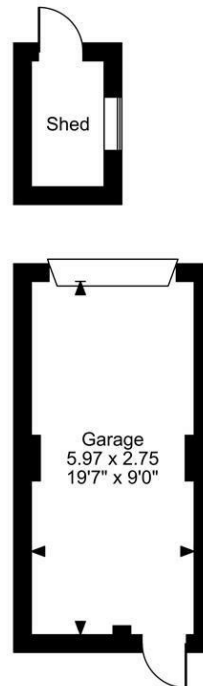
Ground Floor



First Floor



Second Floor



FOR ILLUSTRATIVE PURPOSES ONLY - NOT TO SCALE
 The position & size of doors, windows, appliances and other features are approximate only.
 © ehouse. Unauthorised reproduction prohibited. Drawing ref. dig/8650755/SS

