



Price
£500,000

Freehold

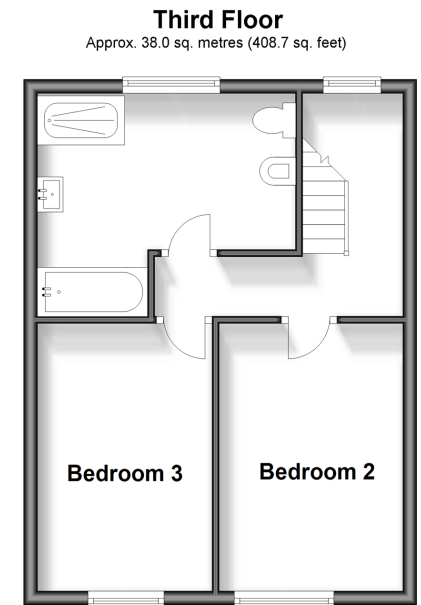
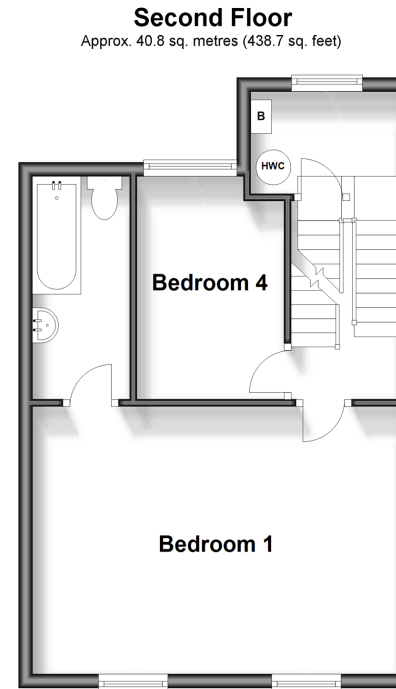
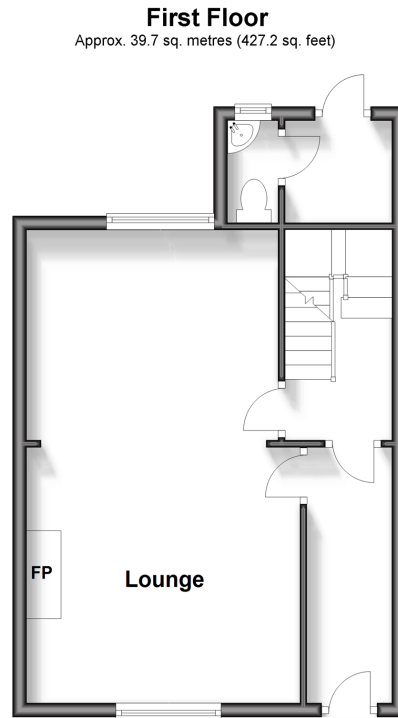
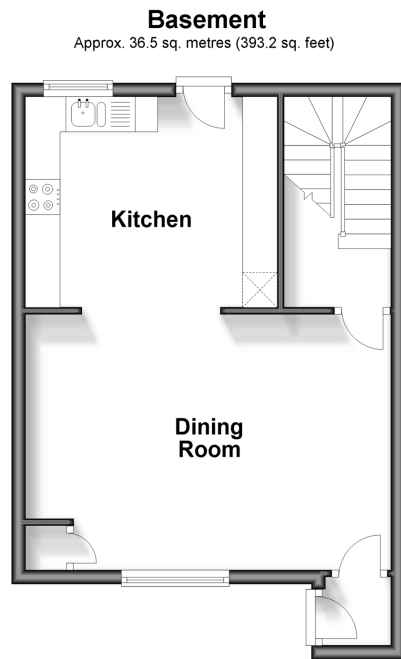
4x  2x  2x 

**Milton Place, Gravesend,
Kent, DA12**

OVER 60?

Secure this property
for up to **59% less!**

Wards
Helping you move forwards



Accommodation

BASEMENT

Entrance Hall

Dining Room: 17'4 x 11'9 (5.29m x 3.58m)

Kitchen: 11'9 x 10'4 (3.58m x 3.15m)

FIRST FLOOR

Landing

Lounge: 23'1 x 13'2 (7.04m x 4.02m)

Cloakroom

SECOND FLOOR

Landing

Bedroom 1: 18'4 x 12'6 (5.59m x 3.81m)

Ensuite Bathroom: 10'5 x 4'6 (3.18m x 1.37m)

Bedroom 4: 10'5 x 7'1 (3.18m x 2.16m)

THIRD FLOOR

Bedroom 2: 12'7 x 8'9 (3.84m x 2.67m)

Bedroom 3: 12'5 x 8'8 (3.79m x 2.64m)

Bathroom: 12'2 x 10'2 (3.71m x 3.10m)

OUTSIDE

Driveway

Rear Garden



Main features

- Generously sized property, perfect for growing families
- Double bedrooms throughout
- En-suite shower room to Bedroom 1
- Separate dining room and a very spacious 23ft lounge
- Walking distance to Gravesend railway station

Nearest Schools

Primary Schools: Chantry Primary, Holy Trinity C of E Voluntary Aided Primary, Wrotham Road Primary

Secondary Schools: Gravesend Grammar School, St John's Catholic Comprehensive

Transport Information

Train Stations: Gravesend 0.4 miles, Northfleet 2.2 miles

Address

Milton Place, Gravesend, Kent, DA12

Directions

For directions to this property please contact us.



Wards
Helping you move forwards

Call Gravesend Branch 01474 352417 ■ wardsof Kent.co.uk



- Legal advice should be taken to verify fixtures/fittings, planning, alterations and/or lease details
- Appliances & services are untested, dimensions are approximate and floor plans are not to scale
- Through a Homewise Home For Life Plan people aged 60+ can secure this property for up to 59% less, by purchasing a Lifetime Lease.

EPC RATING

CURRENT:	POTENTIAL:
D(57)	B(83)

11140130/20241002/JM/AH