



Price

£220,000

Freehold

2x  1x  1x 

**Hewitt Close,
Gillingham, Kent, ME7**

OVER 60?

Secure this property
for up to **59% less!**

Wards
Helping you move forwards



Main features

- Rarely available large integral garage
- Gas central heating and double glazing
- Chain free
- Located on the outskirts of Gillingham with excellent road links
- Starter home situated in a cul-de-sac position

Accommodation

FIRST FLOOR

Lounge: 12'4 x 11'6 (3.76m x 3.51m)

Kitchen: 12'3 x 6'9 (3.74m x 2.06m)

SECOND FLOOR

Landing

Bedroom 1: 9'2 x 8'9 (2.80m x 2.67m)

Bedroom 2: 9'0 x 5'6 (2.75m x 1.68m)

Bathroom

OUTBUILDING

Integral Garage: 19'3 x 12'5 (5.87m x 3.79m)

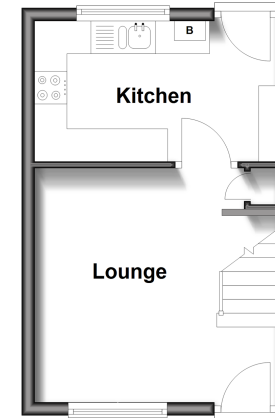
OUTSIDE

Driveway

Rear Garden

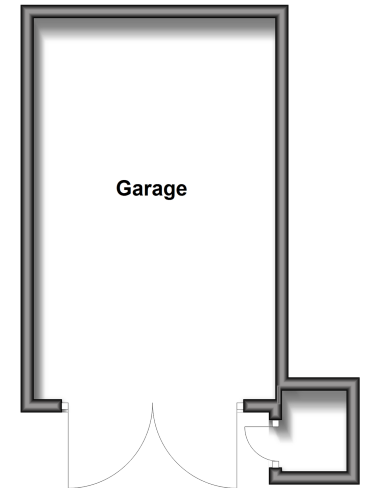
First Floor

Approx. 21.8 sq. metres (235.2 sq. feet)



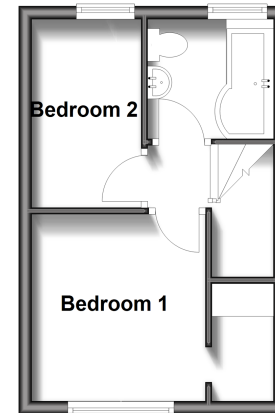
Outbuilding

Approx. 23.1 sq. metres (248.6 sq. feet)



Second Floor

Approx. 21.8 sq. metres (235.2 sq. feet)



Call Gillingham - 01634 851191 ■ wardsof Kent.co.uk

- Legal advice should be taken to verify fixtures/fittings, planning, alterations and/or lease details
- Appliances & services are untested, dimensions are approximate and floor plans are not to scale
- Through a Homewise Home For Life Plan people aged 60+ can secure this property for up to 59% less, by purchasing a Lifetime Lease.



10927402/20250304/GS/GS