



Cliffe Common, Selby £109,999

Luxury 2 bedroom lodge set within a gated private park, less than 10 miles from York.



A beautiful holiday home that is spacious, light, has great storage and finished off with top quality free standing furniture and furnishings.

From vaulted ceilings in the front of the lodge to the large entrance hallway, this lodge has a feeling of uncluttered space and light.

Attention to detail with a walk-in wardrobe and full sized single beds and a king size bed in the main bedroom with an en-suite this 41 x 14ft lodge also offers a full size bath in the main bathroom, in the kitchen a washing machine and integrated fridge - freezer and even a dishwasher - a perfect home from home offering everything you could possibly need from a holiday home.

*CURRENT OFFER CAN NOT BE USED IN CONJUNCTION WITH ANY OTHER OFFERS OR DISCOUNT

Cliffe Country Lodges offer luxury holiday homes and lodges for sale in a secure, private, gated community that has all the benefits of a home from home. Our Park has a 12-month license giving total flexibility when using your holiday home throughout the year.




Cliffe Country Lodges is an exclusive development of 2 and 3 bedroom luxury homes for sale in Yorkshire, located close to Selby and Howden and within easy distance of York, Leeds and Hull.

The park is gated for security and offers ample individual parking, gardens, street lighting and open views across the unspoiled Yorkshire countryside. With ample amenities on-site, there is also a clubhouse and bar, additional laundry facilities and guest parking.

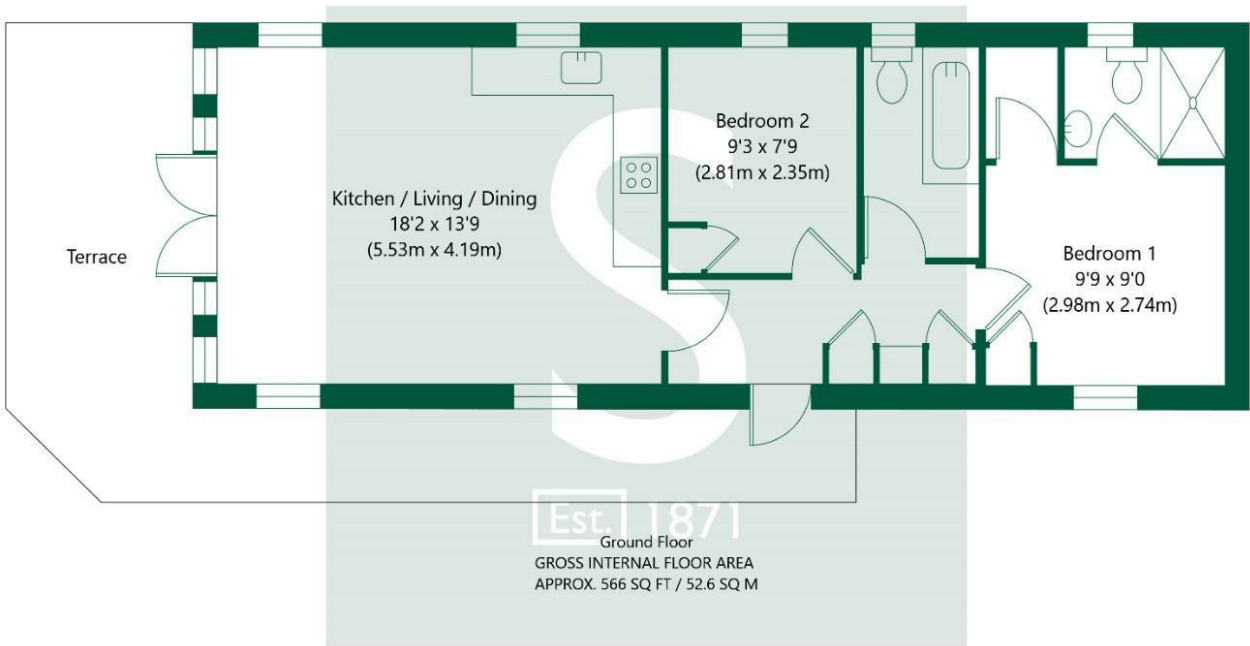


Cliffe Country Lodges are very proud of the investment we have made to ensure you enjoy the benefits of Cliffe Country Lodges. Beyond the secure gates, we offer a landscaped country park with well-tended gardens, tarmacked driveways and street lighting.

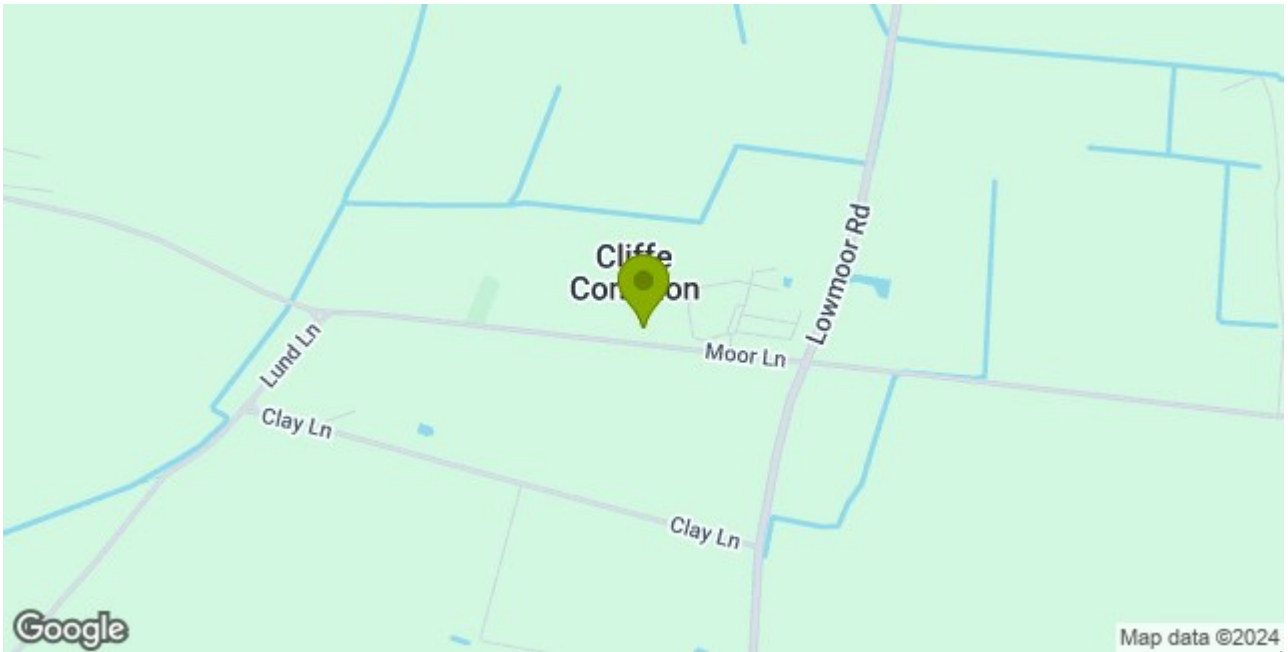
Every property is well spaced from its Neighbours ensuring no-one is overlooked. Each property is designed individually with its own drive and garden. Some properties look out over open fields of the Yorkshire countryside.



Cliffe Country lodges, Cliffe Common, YO8 6PA



NOT TO SCALE - FOR ILLUSTRATIVE PURPOSES ONLY
APPROXIMATE GROSS INTERNAL FLOOR AREA 566 SQ FT / 52.6 SQ M
All Measurements and fixtures including doors and windows are approximate and should be independently verified.
www.exposurepropertymarketing.com © 2024



Stephensons

York	01904 625533
Knarborough	01423 867700
Selby	01757 706707
Boroughbridge	01423 324324
Easingwold	01347 821145
York Auction Centre	01904 489731
Haxby	01904 809900

Partners

J F Stephenson MA (cantab) FRICS FAAV
I E Reynolds BSc (Est Man) FRICS
R E F Stephenson BSc (Est Man) MRICS FAAV
N J C Kay BA (Hons) pg dip MRICS
O J Newby MNAEA
J E Reynolds BA (Hons) MRICS
R L Cordingley BSc FRICS FAAV
J C Drewniak BA (Hons)

Associates

N Lawrence

