

CHRISTOPHERS

ESTATE AGENTS



An opportunity to purchase a detached, three bedroom bungalow, a short stroll from the harbour with all its amenities in the Cornish fishing village of Porthleven.



Situated in the highly regarded residential area of Methleigh Parc in the heart of the sought after Cornish fishing village of Porthleven, is this detached, three bedroom bungalow. The residence, which benefits from oil fired central heating and double glazing, is well proportioned and enjoys views over the Moors Playing Fields.

In brief, the accommodation comprises an entrance area, hall, lounge, kitchen/diner, utility room, W.C., wet room, conservatory and three bedrooms. To the outside a driveway provides parking and leads to an integral garage. Good sized gardens cradle the residence with well established plants and shrubs, lawn, patio area and a small fishpond.

Porthleven is a vibrant, picturesque fishing village and mainland Britain's most southerly port. The village is renowned for its many highly regarded restaurants, long beach, surfing, rugged coastline and clifftop walks. Community groups are thriving within the village with sports' clubs and a prize winning brass band which can be heard echoing around the harbour on many a summer's Sunday evening. Local amenities include shops, restaurants, Public Houses, galleries, supermarket, doctors' surgery and a well regarded primary school.

THE ACCOMMODATION COMPRISES (DIMENSIONS APPROX)

Steps up and door to -

ENTRANCE AREA

With door to -

HALL

With doors to all bedrooms, kitchen/diner, built-in cupboard, access to the loft and door to -

LOUNGE 4.50M X 4.04M MAX MEASUREMENTS (14'9" X 13'3" MAX MEASUREMENTS)

Outlook to the front, over the Moors Playing Fields. Feature fireplace with hearth, surround and mantel over and housing a wood burner.

KITCHEN/DINER 7.32M X 3.58M NARROWING TO 3.35M (24' X 11'9" NARROWING TO 11')

A large, dual aspect open plan room with door to the rear garden.

The kitchen comprises working top surfaces incorporating a one and a half bowl sink unit with drainer, cupboards and drawers under and wall cupboards over. There is a built-in double oven, hob with hood over and space for a dishwasher and washing machine. There are partially tiled walls.

UTILITY ROOM 3.73M NARROWING TO 1.60M X 2.59M (12'3" NARROWING TO 5'3" X 8'6")

With outlook and door to the rear garden. There is a working top surface with space under for utilities. Door to -

W.C.

With low level W.C. and washbasin. With window to the rear.

WET ROOM

With shower, close coupled W.C. and a pedestal washbasin. There are partially tiled walls and a frosted window to the rear.

BEDROOM ONE 3.51M X 3.05M (11'6" X 10')

With outlook to the front, over the Moors Playing Fields. Built-in wardrobes.

BEDROOM TWO 3.20M X 2.51M (10'6" X 8'3")

With outlook to the rear garden.

BEDROOM THREE 3.20M X 1.83M (10'6" X 6')

With double doors opening to -

CONSERVATORY 3.96M X 2.44M (13' X 8')

A triple aspect room with outlook and door to the garden.

INTEGRAL GARAGE 6.48M X 3.35M (21'3" X 11')

With power.

OUTSIDE

Good sized gardens cradle the residence with well established plants and shrubs, lawn and patio area and a fishpond.

DIRECTIONS

From the village centre the property can be found on foot by heading towards the supermarket and carrying on along the lane to the left which takes you through to the playing fields. Just before one comes to the park apparatus turn right through a pedestrian cut through in the hedge and the property will be found after a short distance on the right hand side. By car from Fore Street head across the harbour head with Kota Kai on your right hand side and follow the road around to the right. After passing the builders merchants on your left hand side take the next right into Mill Lane. Head up the hill and take the second turning on your right hand side into Methleigh Parc. The property will be found after a short distance on the right hand side.

VIEWING

To view this property or any other property we are offering for sale, simply call the number on the reverse of these details.

COUNCIL TAX

Council Tax Band D.

MOBILE AND BROADBAND

To check the broadband coverage for this property please visit -

<https://www.openreach.com/fibre-broadband>

To check the mobile phone coverage please visit -

<https://checker.ofcom.org.uk/>

ANTI-MONEY LAUNDERING

We are required by law to ask all purchasers for verified ID prior to instructing a sale

PROOF OF FINANCE - PURCHASERS

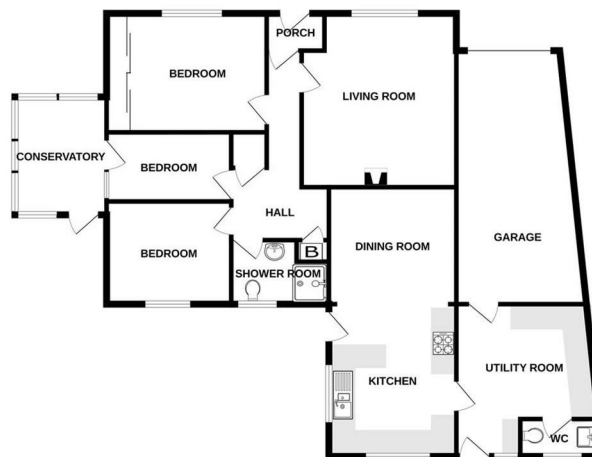
Prior to agreeing a sale, we will require proof of financial ability to purchase which will include an agreement in principle for a mortgage and/or proof of cash funds.

DATE DETAILS PREPARED.

29th April, 2024.

MOORSIDE 26 METHLEIGH PARC, PORTHLEVEN, CORNWALL, TR13 9LJ PRICE GUIDE £400,000

GROUND FLOOR
1330 sq.ft. (123.6 sq.m.) approx.



TOTAL FLOOR AREA: 1330 sq ft. (123.6 sq m.) approx.

Whilst every effort has been made to ensure the accuracy of the floorplan, the measurements of doors, windows, rooms and any other areas are approximate and no responsibility is taken for any error, omission or misstatement. The drawings, for the purposes of the advertisement, are not to be used for any other purpose without the prior written consent of the agent. The agent is not responsible for any error or omission in the floorplan or any other information provided in these details. All measurements are to the internal face of the walls and no guarantee as to their accuracy or efficiency can be given.
Miles and Miles (2024)

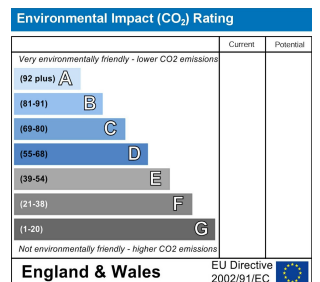
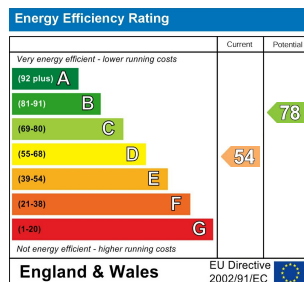


IMPORTANT AGENTS NOTES: Christophers Estate Agents for themselves and the vendors or lessors of this property confirm that these particulars are set out as a general guide only and do not form part of any offer or contract. Fixtures, fittings, appliances and services have not been tested by ourselves and no person in the employment of Christophers Estate Agents has any authority to give or make representation or warranty whatsoever in relation to the property. All descriptions, dimensions distances and orientation are approximate; they are not suitable for purposes that require precise measurement. Nothing in these particulars shall be taken as implying that any necessary building regulations, planning or other consents have been obtained. The photographs show only certain parts and aspects of the property which may have changed since they were taken. It should not be assumed that the property remains exactly the same. Intending purchasers should satisfy themselves by personal inspection or otherwise to the correctness of each of the statements, which are given in good faith but not to be relied upon as statements of fact. If double glazing is mentioned in these details purchasers must satisfy themselves as to the amount of double glazed units in the property.



OFFICES AT
Helston 5 Wendron Street, Helston TR13 8PT
 E: property@christophers.uk.com - T: 01326 565566

Porthleven Fore Street, Porthleven TR13 9HJ
 E: porthleven@christophers.uk.com - T: 01326 573737



Web: www.christophers.uk.com
 Email: property@christophers.uk.com