

23, White House, Burrell Road, Haywards Heath, RH16 1AJ

£1,200 Per Calendar Month

PSPhomes

www.psphomes.co.uk

CENTRAL CONVENIENCE | This modern second floor apartment is situated in a fantastic location, a short walk to Haywards Heath mainline station. Featuring a high specification throughout and allocated parking. This property is offered FULLY FURNISHED and available end on March 2025-early April 2025.

The Flat

The flat comprises of an open plan living room/kitchen with in-built appliances. The double bedroom is a good size and features fitted wardrobes; the apartment is rounded off with a second room/study and a well-proportioned shower-room.

Further attributes include gas fired central heating, 'utility cupboard with washing machine', allocated parking, oak flooring and communal lift.

The Location. . .

The White House is conveniently located on Burrell Road, a short walk of the mainline station with its fast and regular services to London (approx. 47mins to London Bridge/Victoria), Brighton (20mins) and Gatwick International Airport (20 mins).

Waitrose and Sainsbury's superstores are also close as is Haywards Heath town centre.

Haywards Heaths town centre provides further shopping facilities via "The Orchards" and a variety of bars and restaurants on "The Broadway" including Cote Brasserie, Pizza Express, Café Rouge IdleWild, Lockhart Tavern and Orange Square.

By car surrounding areas are accessed via the A272 and A23 (M) with the latter lying approximately 6 miles west at Warringlid/Bolney.

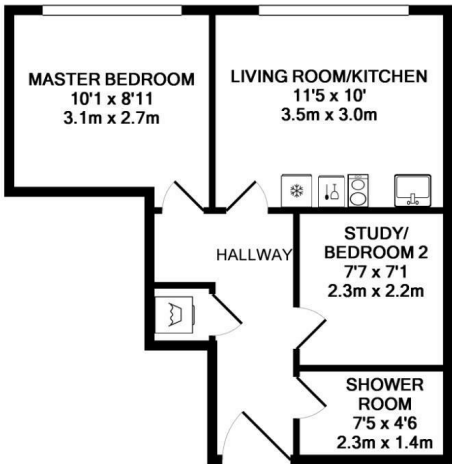
Information. . .

Local Authority: Mid Sussex District Council
Council Tax Band: B

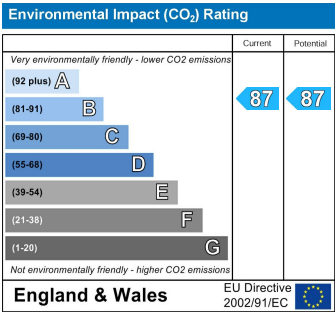
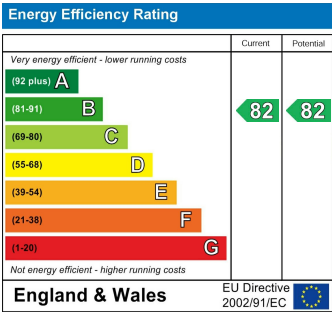
Permitted Fees:
Holding deposit - one weeks rent
Deposit - five weeks rent

The holding deposit will be refunded against the first month's rent but can be retained if the applicant withdraws from the property, fails the reference checks due to false or misleading information or fails the Right to Rent checks.

Additional charge for the water/sewage - £30.00 FOR THE SECOND TENANT.



TOTAL APPROX. FLOOR AREA 368 SQ.FT. (34.2 SQ.M.)
Plans for illustration purposes only. Intending purchasers should check measurements personally.
Made with Metropix ©2019



PSPhomes

VIEWING BY APPOINTMENT WITH PSP HOMES
54 Church Road, Burgess Hill, West Sussex, RH15 9AE. TELEPHONE 01444 250999
www.psphomes.co.uk

Much care is taken in the preparation of our particulars, but we cannot guarantee that the information given is accurate.
Property details are issued as a general guide only and may not form any part of an offer or contract. We recommend that intending purchasers check details personally.