



Wrights
01225 755553

Barn Way, Trowbridge, Wiltshire, BA14 6FL

£350,000

This spacious four bedroom semi detached property is situated within a small development on the West Ashton side of Trowbridge, offering easy access to Biss Meadows Country Park. Features include a spacious kitchen, lounge/diner with wood burning stove, downstairs W.C, four generous bedrooms, two en-suite shower rooms and family bathroom.

Externally the property boasts driveway parking for two vehicles in front of the garage and a private enclosed rear garden.

Situation

The property is situated within a desirable small development on the West Ashton side of Trowbridge, close to riverside walks, and within easy reach of Trowbridge town centre and St Stephens Place cinema and restaurant complex.

The market town of Trowbridge is within easy access, providing excellent shopping and leisure facilities, a multiplex cinema, numerous pubs and restaurants.

Access to London by train is direct via Westbury (5 miles) and indirect via Trowbridge. The world heritage City of Bath is also just 15 miles away, famed for its shopping, period buildings and many places of cultural interest.



Four bedroom semi detached property

Desirable location on the West Ashton side of town

Spacious kitchen

Downstairs cloakroom

Lounge/diner with wood burning stove

Two en-suite shower rooms

Gas central heating and PVCu double glazing

Garage and driveway parking

Private enclosed rear garden

No onward chain



The property comprises

Ground Floor

The property comprises

Entrance Hall

With wood laminate flooring, radiator and stairs to the first floor with storage cupboard under.

Cloakroom

With wood laminate flooring, white suite comprising low level W.C and pedestal hand basin, radiator and obscured PVCu double glazed window to the side.

Lounge/Diner 17' 5" x 18' 11" (5.30m x 5.77m) approx

With radiator, wood burning stove, PVCu double glazed window to the front and PVCu french doors opening onto the rear garden.

Kitchen 10' 1" x 12' 6" (3.08m x 3.82m) max

With tiled flooring, a range of eye level and base units, worktops with tiled splash backs, range cooker with extractor hood over, space for fridge/freezer, washing machine, dishwasher and tumble drier, PVCu double glazed window to the rear and door opening onto the rear garden.

First Floor

Landing

With stairs to the second floor with storage cupboard under.

Bedroom 1 11' 3" x 12' 8" (3.42m x 3.86m)

With radiator, built in wardrobe and storage cupboard and PVCu double glazed window to the rear.

En-suite

With white suite comprising shower enclosure with mains shower, low level W.C and pedestal hand basin, radiator, extractor fan and obscured PVCu double glazed window to the front.

Bedroom 2 13' 7" x 9' 1" (4.13m x 2.77m) approx

With radiator and PVCu double glazed window to the front.

Bathroom

With white suite comprising bath with mains rainfall shower over, low level W.C and pedestal hand basin, radiator and obscured PVCu double glazed window to the rear.

Second floor

Landing

With airing cupboard housing hot water cylinder and Velux window to the front.

Bedroom 3 *14' 2" x 12' 4" (4.31m x 3.75m)*

With radiator and PVCu double glazed window to the front and Velux window to the rear.

Bedroom 4 *9' 5" x 8' 3" (2.87m x 2.52m) approx*

With radiator and PVCu double glazed window to the front.

En-suite

With suite comprising shower enclosure with mains shower, close coupled W.C and hand basin with vanity unit, heated towel rail and extractor fan.

Externally

To the front

The property is set back from the road with an area laid to lawn with a range of shrubs and a path to the front door. To the side is driveway parking for two vehicles in front of the garage. A side gate provides access to the rear garden.

Garage

Single garage with up and over door to the front, power and light.

To the rear

The private enclosed rear garden offers an area laid to lawn and a patio seating area. To the rear is an area laid to wood chippings with a wooden pergola over, log store and wooden shed. A gate provides side access to the driveway.

Tenure

The property is sold as freehold.

Council tax

The property is currently in council tax band D.

Services

Mains gas, electricity, water and drainage are connected. The property is heated by a gas fired central heating boiler to radiators. Please note that the Agent has not tested any appliances.

Broadband

Ultrafast available (source - Ofcom)

Predicted maximum download speed - 1800Mbps

Mobile phone coverage

Outdoor coverage is likely - source Ofcom.

EXCLUSIVE MORTGAGE ADVICE
FOR WRIGHTS RESIDENTIAL WITH

Gemma Coleman - Telephone: 01225 755553 | Mobile: 07717 749944 | Email: gemma@gemmortgages.co.uk

GEM MORTGAGES

CALL NOW FOR FREE
MORTGAGE ADVICE
THAT YOU CAN TRUST



Wrights
01225 755553

info@wrightsresidential.co.uk | www.wrightsresidential.co.uk

01225 755553



Wrights
01225 755553

info@wrightsresidential.co.uk | www.wrightsresidential.co.uk

01225 755553



Wrights
01225 755553

info@wrightsresidential.co.uk | www.wrightsresidential.co.uk

01225 755553



Wrights
01225 755553

info@wrightsresidential.co.uk | www.wrightsresidential.co.uk

01225 755553



EXCLUSIVE MORTGAGE
ADVICE FOR WRIGHTS
RESIDENTIAL WITH

**GEM
MORTGAGES**

Gemma Coleman
Telephone 01225 755553
Mobile: 07717 749944
Email: gemma@gemmortgages.co.uk

CALL NOW FOR FREE MORTGAGE
ADVICE THAT YOU CAN TRUST



Wrights
01225 755553

info@wrightsresidential.co.uk | www.wrightsresidential.co.uk

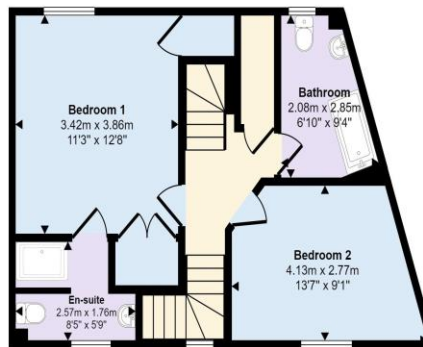
01225 755553

Approx Gross Internal Area
122 sq m / 1317 sq ft

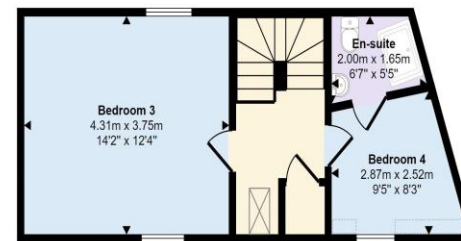


Ground Floor
Approx 44 sq m / 473 sq ft

Denotes head height below 1.5m

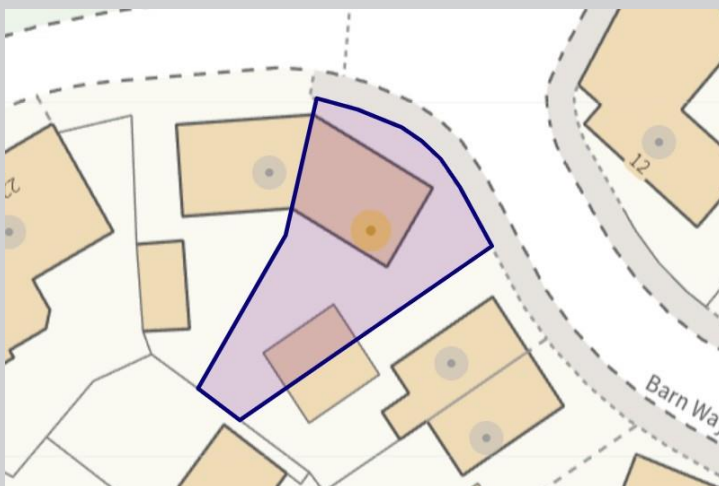
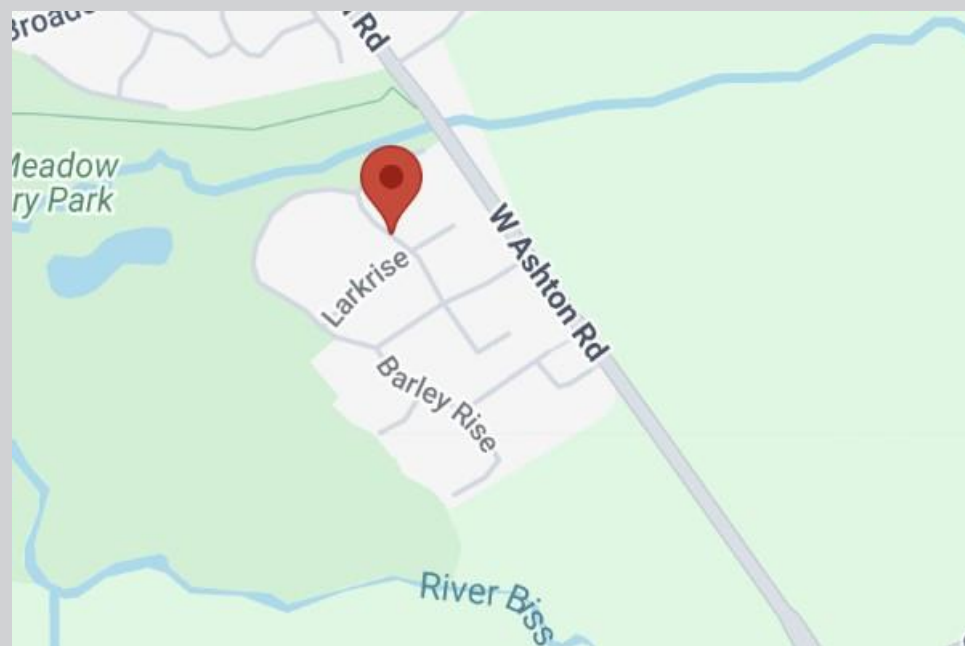


First Floor
Approx 45 sq m / 483 sq ft



Second Floor
Approx 34 sq m / 361 sq ft

This floorplan is only for illustrative purposes and is not to scale. Measurements of rooms, doors, windows, and any items are approximate and no responsibility is taken for any error, omission or mis-statement. Icons of items such as bathroom suites are representations only and may not look like the real items. Made with Made Snappy 360.





01225 755553

info@wrightsresidential.co.uk

www.wrightsresidential.co.uk

24 Fore Street, Trowbridge, Wiltshire, BA14 8ER

Disclaimer

While every reasonable effort is made to ensure the accuracy of descriptions and content, we should make you aware of the following guidance or limitations: The Agent has not tested any apparatus, equipment, fixtures and fittings or services and so cannot verify that they are in working order or fit for the purpose. A Buyer is advised to obtain verification from their Solicitor or Surveyor. References to the Tenure of a Property are based on information supplied by the Seller. The Agent has not had sight of the title documents. A Buyer is advised to obtain verification from their Solicitor. Items shown in photographs are NOT included unless specifically confirmed with the Vendor's solicitor. They may however be available by separate negotiation. The room sizes are approximate and only intended as general guidance. You must verify the dimensions carefully to satisfy yourself of their accuracy.