



---

Bickleigh House

# Bickleigh House, Bickleigh, Plymouth, PL6 7AG



Plymouth City Centre 6.3 miles, Plymouth Train Station 6.5 Miles, Exeter Airport 50.2 Miles

The owners have lived here for over 47 years with five generations of the same family, enjoying the peace and tranquillity. They have loved the privacy with no near neighbours and the freedom and space this wonderful home and land give.

- Grade II Listed House with approx 3.1 acres
- 2 Paddocks, natural stone barn with stables
- 5 bedrooms in main house
- 3 bedroom annexe (possible holiday let or multigenerational living)
- 4 + 2 Receptions
- Private driveway
- 2 Stone Built Barns
- Close to Dartmoor
- Freehold
- Council Tax Band G

Guide Price £950,000

## Location

Bickleigh House is located 0.5 mile west of the village of Bickleigh, north-east of Plymouth, and close to Dartmoor National Park. The commute into Plymouth city centre is just over 6 miles away.

## Description

Formerly the Vicarage, Bickleigh House is a Grade II listed, detached country home, with 5 bedrooms plus a 3 bedroom Annexe that dates back to circa 18th century. It has impressive granite pillars at the bottom and top of the sweeping driveway. The house is just over 7,000 square feet and comes with period features such as wide sash windows, some with wooden panel shutters. The house sits within approx. 1.7 acres of land, with an additional paddock of approx. 1.4 acres with stabling and a stream. Embrace the opportunity to own a piece of history while creating your own legacy in this enchanting estate.

## Accommodation

Main house: Front double doors opening to a large porch area then into a wide hallway which takes you to 4 reception rooms one with a wood burner, a kitchen with a walk-in larder and utility/washing room, a cloakroom with a w/c, plus a storage room and another w/c. From the main hallway is a wide Grand staircase with a half landing. Upstairs are 5 bedrooms, with bedroom one benefitting from an ensuite bath/shower toilet and Bidet. There is also a large family bathroom with bath and separate shower toilet and bidet.

Annexe: This accommodation has a separate entrance via its own front door as well as interlocking doors to the main house. The front door leads into the kitchen plus separate utility with a w/c, and also off the kitchen is a dining room (snug). Up 3 stairs to a bedroom plus a family bathroom with bath separate shower toilet and bidet.

Next to the bathroom is a spacious lounge with a Wood burner. Up another flight of stairs are a further 2 bedrooms, with further steps leading to the 4 attic rooms (currently used as storage rooms).

## Outside

From the sweeping drive way to the front of the main house is parking for multiple vehicles with a front lawn surrounded by laurel and trees giving the home complete privacy. To the west of the house there is a private gravel yard with a carport for 4 vehicles, garage, tack room and stables (possible conversion stp). The entrance to the Annexe is in this yard. From the yard is a gateway leading up to the paddock with a large barn with 3 stables inside plus another small stone building. There is also a paddock/Orchard 0.7 acre next to it which is rented from the church for a peppercorn rent. To the rear of the house is a lovely wrap around walled back garden. Across the road from the house is a further paddock with a stream running along the boundary plus wooden stables and field shelter (potential let for equestrian use).

## Services

Mains Electricity  
Mains Water  
Private Drainage (septic tank)  
Heating: Oil Heating, plus wood burners  
Council Tax: Band G

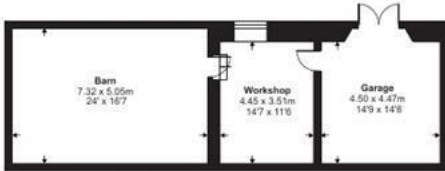
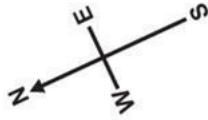
## Directions

From our Plymouth office, head south-east onto Longbridge Road, turn right onto Barnstaple Close. Keep driving straight until you approach Novorossiysk Rd/B3432 where you need to turn right. At the roundabout, take the 1st exit onto Plymbridge Rd/B3432, then turn right onto Tavistock Rd/A386. At the roundabout, take the 2nd exit onto A386 and then turn right onto New Road and Bickleigh House will be on your left.



Approximate Area = 7269 sq ft / 675.3 sq m  
 Limited Use Area(s) = 144 sq ft / 13.3 sq m  
 Garage = 840 sq ft / 78 sq m  
 Outbuilding = 534 sq ft / 49.6 sq m  
 Total = 8787 sq ft / 816.2 sq m

For identification only - Not to scale

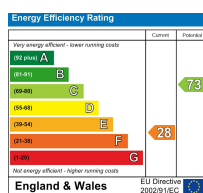


Denotes restricted head height



Floor plan produced in accordance with RICS Property Measurement Standards incorporating International Property Measurement Standards (IPMS2 Residential). © nichecom 2023. Produced for Stags. REF: 1064930

IMPORTANT: Stags gives notice that: 1. These particulars are a general guide to the description of the property and are not to be relied upon for any purpose. 2. These particulars do not constitute part of an offer or contract. 3. We have not carried out a structural survey and the services, appliances and fittings have not been tested or assessed. Purchasers must satisfy themselves. 4. All photographs, measurements, floorplans and distances referred to are given as a guide only. 5. It should not be assumed that the property has all necessary planning, building regulation or other consents. 6. Whilst we have tried to describe the property as accurately as possible, if there is anything you have particular concerns over or sensitivities to, or would like further information about, please ask prior to arranging a viewing.



Plymhouse, 3 Longbridge Road, Plymouth, PL6

01752 223933

plymouth@stags.co.uk

stags.co.uk