



1 Elldene Crescent, Gateshead, NE10 9UN

Offers Over £100,000

This well-maintained semi-detached house is situated on an enviable corner plot on Ell-Dene Crescent, within this highly desirable location. While the property is well-maintained, it does require some updating. The spacious accommodation includes an entrance hallway, a living/dining room with a living flame effect gas fire, and access into the kitchen.

On the first floor, there is a landing area with loft access, a master bedroom with fitted wardrobes and built-in storage, a good-sized second bedroom, bathroom, and a separate toilet.

The front and side gardens are paved for low maintenance. The rear garden features a lawn, various patio areas, and an outhouse. This property offers a great opportunity to create your dream home by personalising and improving the property according to your own preferences. Book a viewing now to avoid disappointment.

ENTRANCE HALLWAY

LIVING ROOM

21'4" x 12'6" (6.52m x 3.82m)



KITCHEN

9'6" x 6'10" (2.90m x 2.09m)



FIRST FLOOR LANDING

MASTER BEDROOM

16'9" x 10'11" (5.12m x 3.35m)



BEDROOM TWO

10'7" x 8'2" (3.23m x 2.49m)



SEPARATE W/C



BATHROOM



EXTERNAL

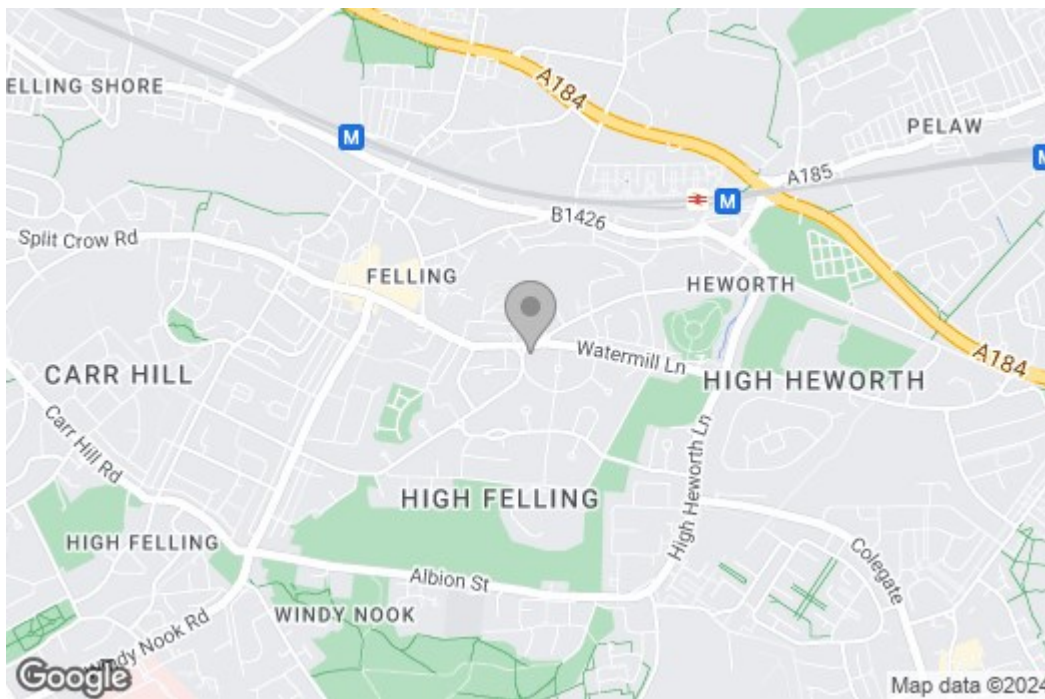
Property disclaimer

IMPORTANT NOTE TO PURCHASERS: We endeavour to make our sales particulars accurate and reliable, however, they do not constitute or form part of an offer or any contract and none is to be relied upon as statements of representation or fact. The services, systems and appliances listed in this specification

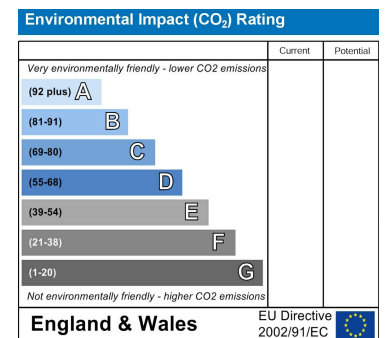
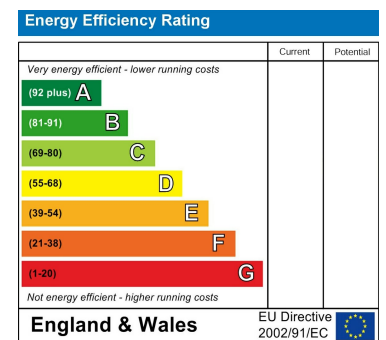
have not been tested by us and no guarantee as to their operating ability or efficiency is given. All measurements have been taken as a guide to prospective buyers only, and are not precise. Floor plans where included are not to scale and accuracy is not guaranteed. If you require clarification or further information on any points, please contact us, especially if you are travelling some distance to view. Fixtures and fittings other than those mentioned are to be agreed with the seller. We cannot also confirm at this stage of marketing the tenure of this house.

Floor Plan

Area Map



Energy Efficiency Graph



These particulars, whilst believed to be accurate are set out as a general outline only for guidance and do not constitute any part of an offer or contract, purchaser should not rely on them as statements of representation of fact, but must satisfy themselves by inspection or otherwise as to their accuracy. No person in this firm's employment has the authority to make or give a representation or warranty in respect of the property.