



50 Glynfellis, Gateshead, NE10 8RJ

Offers Over £89,950

Welcome to Glynfellis, a charming two-bedroom semi-detached home nestled within the sought-after Leam Lane Estate. This property presents an excellent opportunity for a family or a young couple seeking to infuse their personal touch and modernize a home to their own taste. Situated on a rare and spacious corner plot, Glynfellis boasts gardens enveloping three sides of the property, along with a coveted gated driveway – a distinctive feature within this sought after estate.

- Two-bedroom semi-detached home
- Ideal for families or young couples seeking a modernisation project
- Corner plot location with gardens to three sides
- Rare gated driveway on the side of the property
- Accommodation includes entrance hallway, lounge, kitchen with breakfasting area, and utility area
- Two bedrooms, shower room, and separate WC on the first floor
- Double glazing and gas central heating

Entrance hallway

Lounge

11'11" x 18'0" (3.65 x 5.50)

Breakfasting kitchen

10'1" x 8'6" (3.09 x 2.60)

Utility area

8'5" x 4'4" (2.58 x 1.34)

First floor accommodation

Bedroom one

15'6" x 9'0" (4.74 x 2.76)

Bedroom two

8'8" x 12'7" (2.66 x 3.86)

Shower room

5'4" x 5'0" (1.65 x 1.54)

Separate wc

2'5" x 5'8" (0.76 x 1.74)

External

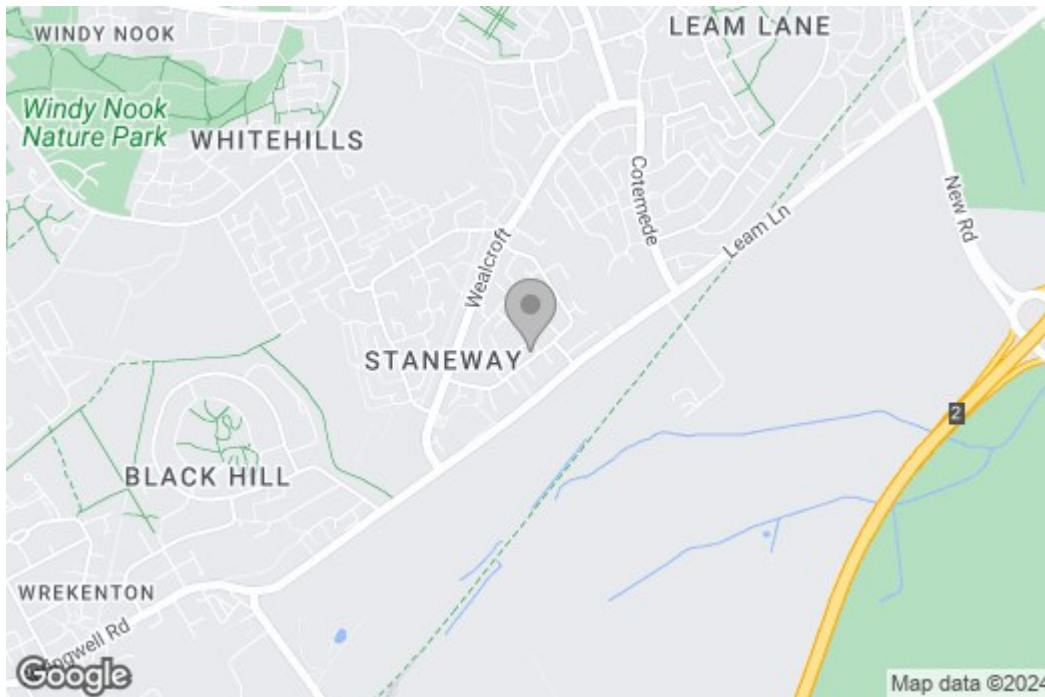
At the front of the home there is a garden which extends round the the side garden. The side garden features a gated driveway providing secure of road parking. At the rear of the home there is also a small rear garden.

Property disclaimer

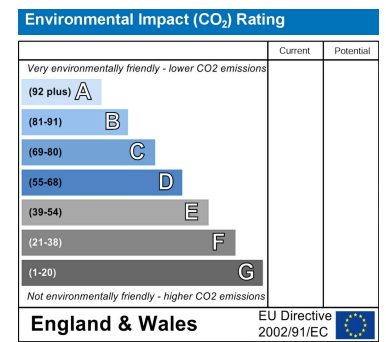
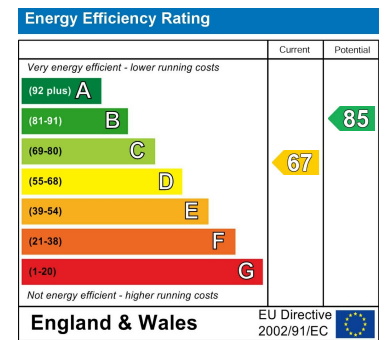
IMPORTANT NOTE TO PURCHASERS: We endeavour to make our sales particulars accurate and reliable, however, they do not constitute or form part of an offer or any contract and none is to be relied upon as statements of representation or fact. The services, systems and appliances listed in this specification have not been tested by us and no guarantee as to their operating ability or efficiency is given. All measurements have been taken as a guide to prospective buyers only, and are not precise. Floor plans where included are not to scale and accuracy is not guaranteed. If you require clarification or further information on any points, please contact us, especially if you are travelling some distance to view. Fixtures and fittings other than those mentioned are to be agreed with the seller. We cannot also confirm at this stage of marketing the tenure of this house.

Floor Plan

Area Map



Energy Efficiency Graph



These particulars, whilst believed to be accurate are set out as a general outline only for guidance and do not constitute any part of an offer or contract, purchaser should not rely on them as statements of representation of fact, but must satisfy themselves by inspection or otherwise as to their accuracy. No person in this firm's employment has the authority to make or give an representation or warranty in respect of the property.