



28 Queens Park Gardens

CW2 7SW

Asking Price £110,000



1



1



1



STEPHENSON BROWNE



28 Queens Park Gardens

- Offered For Sale With Tenant In Situ Paying £550pcm
- Fitted Kitchen
- Garage & Driveway
- Close to Amenities
- Modern End Mews Property
- Good Size Lounge
- Mezzanine Bedroom
- Enclosed Garden
- Stones Throw From Queens Park
- Call Us Today For More Information

Investors Only

Offered with tenant in situ paying £550pcm.

A delightful end mews house in a sought after location. With one well proportioned bedroom and a thoughtfully designed layout including a generous lounge featuring a striking vaulted ceiling, which creates an airy and inviting atmosphere. This space seamlessly flows into a well equipped fitted kitchen.

Ascend to the first floor, where you will find a mezzanine bedroom. The accompanying bathroom is conveniently located, ensuring that all needs are met within this lovely home.

Externally, the property boasts off road parking and a garage for additional storage, and a neat garden that offers a pleasant outdoor space.

This lovely home presents an excellent investment opportunity for those looking to purchase a property with a great tenant in situ, close to local amenities with excellent transport links. Must be viewed!



Asking Price £110,000



Entrance Porch

Lounge 13'6" x 11'9" maximum (4.11m x 3.58m maximum)

Kitchen 13'6" x 9'10" (4.11m x 3.00m)

Stairs to the First Floor

Bedroom 10'11" x 7'2" (3.33m x 2.18m)

Bathroom

Externally

The property stands behind a lawn with railings and pathway. The garden extends to the side of the property. To the rear the garden is block paved and enclosed with a timber gate leading to the rear driveway area.

Garage

Up and over door. Personal door to the garden.

Council Tax

Band A.



Tenure

We understand from the vendor that the property is freehold. We would however recommend that your solicitor check the tenure prior to exchange of contracts.

Need to Sell?

For a FREE valuation please call or e-mail and we will be happy to assist.

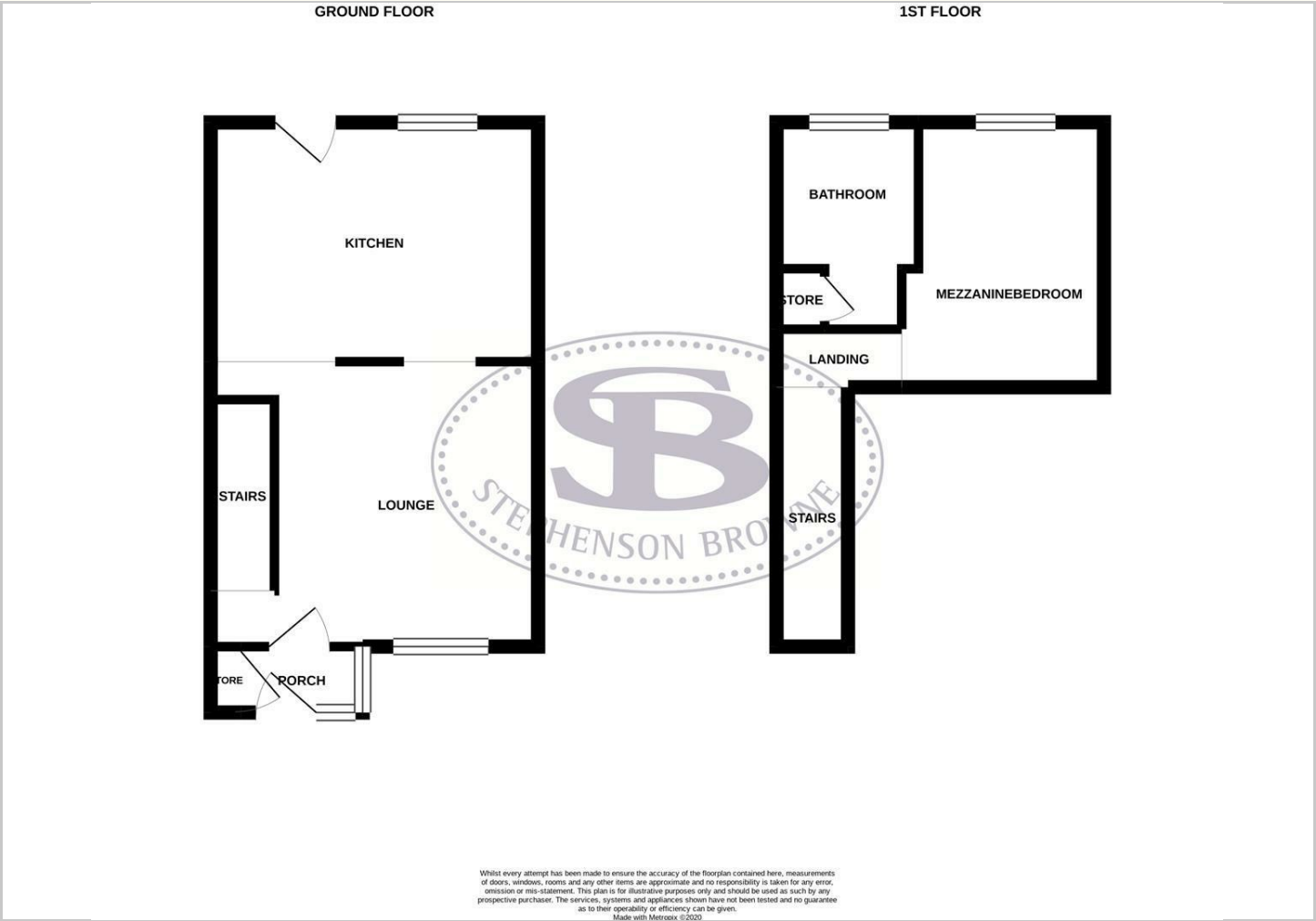
Directions

From the agent's office proceed into Ruskin Road and continue to the end turning left into Alton Street and then first right into Flag Lane. At the traffic lights turn left into Wistaston Road and continue until having passed the Queens Park. Queens Park Gardens is the left turn immediately after the park. The property is clearly identified by our 'For Sale' sign.





Floor Plans

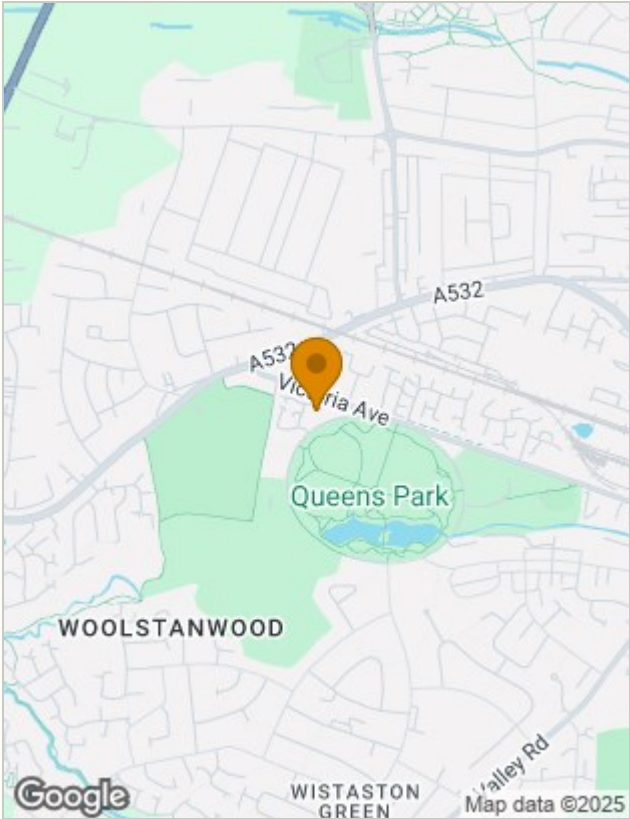


Viewing

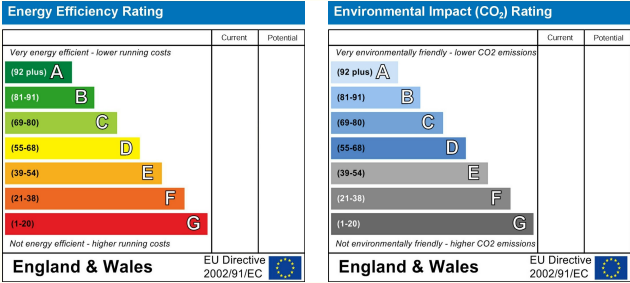
Please contact our Crewe Sales Office on 01270 252545 if you wish to arrange a viewing appointment for this property or require further information.

NOTICE: Stephenson Browne for themselves and for the vendors or lessors of this property whose agents they are give notice that: (1) the particulars are set out as a general guideline only for the guidance of intending purchasers or lessees, and do not constitute, nor constitute part of, an offer or contract; (2) all descriptions, dimensions, references to condition and necessary permissions for use and occupation, and other details are given in good faith and are believed to be correct but any intending purchasers or tenants should not rely on them as statements or representations of fact but must satisfy themselves by inspection or otherwise as to the correctness of each theme; (3) no person in the employment of Stephenson Browne has any authority to make representation or warranty whatever in relation to this property. (4) fixtures & fittings are subject to a formal list supplied by the vendors solicitors. **Referring to:** Move with Us Ltd **Average Fee:** £123.64

Location Map



Energy Performance Graph



234 Nantwich Road, Crewe, Cheshire, CW2 6BP

T: 01270 252545 E: crewe@stephensombrowne.co.uk | www.stephensombrowne.co.uk