



13 Willacy Close

CW2 5XX

40% Shared ownership £106,000



4



2



2



STEPHENSON BROWNE



13 Willacy Close

- Shared Ownership
- Village Location
- Four Bedrooms
- Turfed Gardens
- Electric Charging Point
- Starting At 40%
- Small Development
- Stylish Fitted Kitchen
- Off Road Parking
- Call To View!

SHARED OWNERSHIP - Price advertised is a 40% share. The Wayfaring is an elegant four-bedroom home, perfect for a growing family. Once through the front door, you're greeted with a bright hallway that leads off to a spacious living room and through to a modern, open plan kitchen diner with stylish ceramic floor tiles, spotlights to ceiling and brushed steel sockets. Downstairs is perfectly made for entertaining and family life. Upstairs you'll find a large master bedroom, along with a double and two further single bedrooms, which could easily double up as an office and a stylish bathroom. Externally both front and rear gardens are turfed and there is an electric charging point as well as off road parking for two vehicles. Call our office to view!



Entrance Hall

Double glazed entrance door. Radiator.

Lounge

14'11" x 12'7" (4.569 x 3.860)
Double glazed window to the front elevation. Radiator.

Cloakroom/W.C

Pedestal wash hand basin. Low level W.C. Radiator.

Kitchen/Diner

16'1" x 16'0" (max) (4.903 x 4.888 (max))
Double glazed window to the rear elevation. Double glazed door leading to the rear garden. Range of stylish fitted wall and base units. Built in electric oven with gas hob and extractor over. Stainless steel sink with drainer adjacent. Space for a fridge freezer. Plumbing for a washing machine. Complementary tiling to floor. Radiator. Walk in storage cupboard.

Stairs to First Floor

Two storage cupboards to landing.

Bedroom One

12'5" x 8'11" (3.794 x 2.496)
Double glazed window to the front elevation. Radiator.

Bedroom Two

12'1" x 8'2" (3.692 x 2.498)
Double glazed window to the rear elevation. Radiator.

Bedroom Three 8'8" x 7'7" (2.660 x 2.317)
Double glazed window to the rear elevation. Radiator.

Bedroom Four 7'6" x 7'5" (2.304 x 2.280)
Double glazed window to the front elevation. Radiator.

Bathroom
Stylish suite comprising of a panelled bath with mains fed shower as fitted. Pedestal wash hand basin. Low level W.C. Complementary tiling to walls and floor. Chrome ladder radiator.

Externally
There is off road parking for two vehicles. Lawned gardens to front and rear with side gate access. Electric charging point.

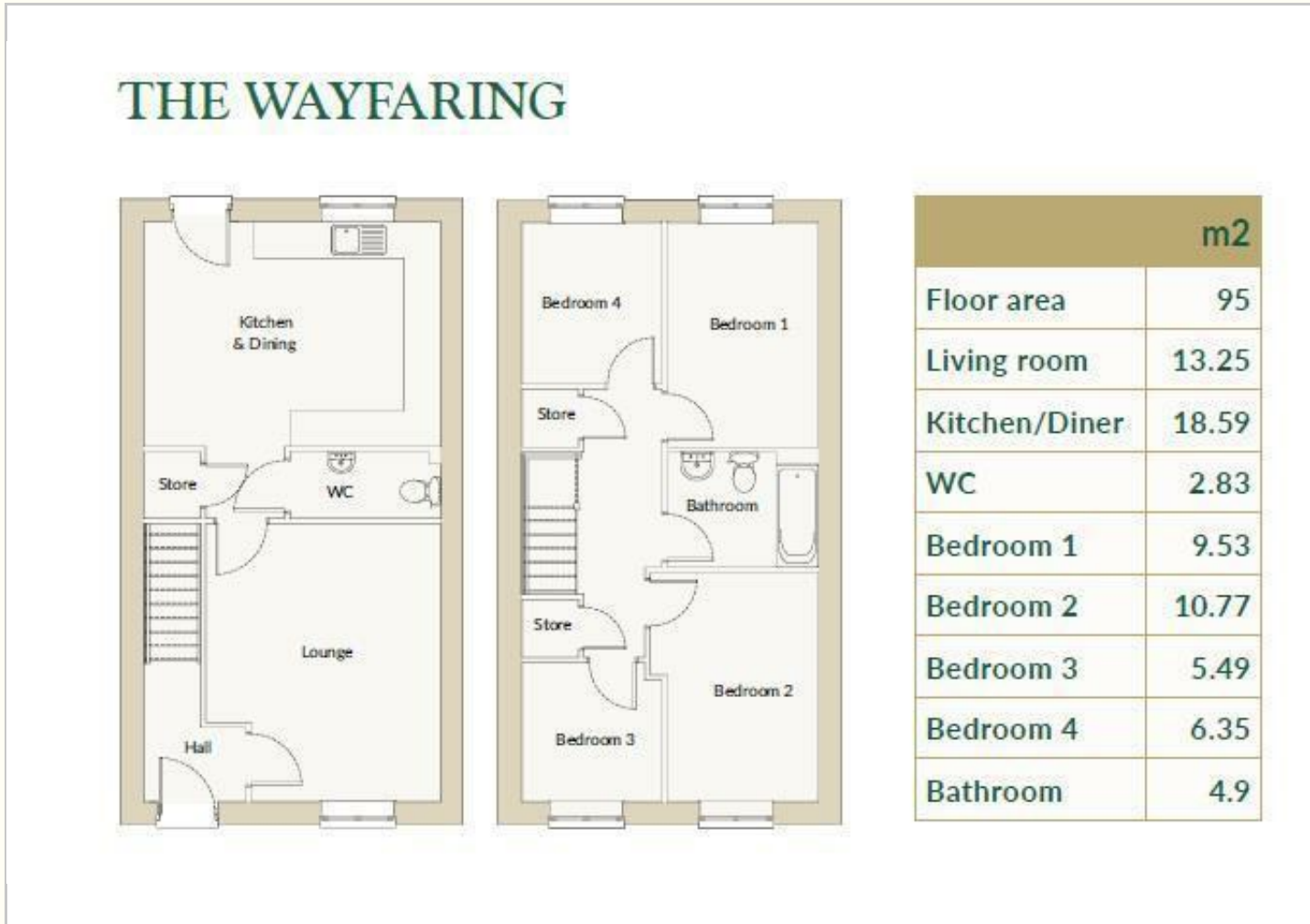
Council Tax
Band B.

Tenure
We understand from the vendor that the property is leasehold. We would however recommend that your solicitor check the tenure prior to exchange of contracts.

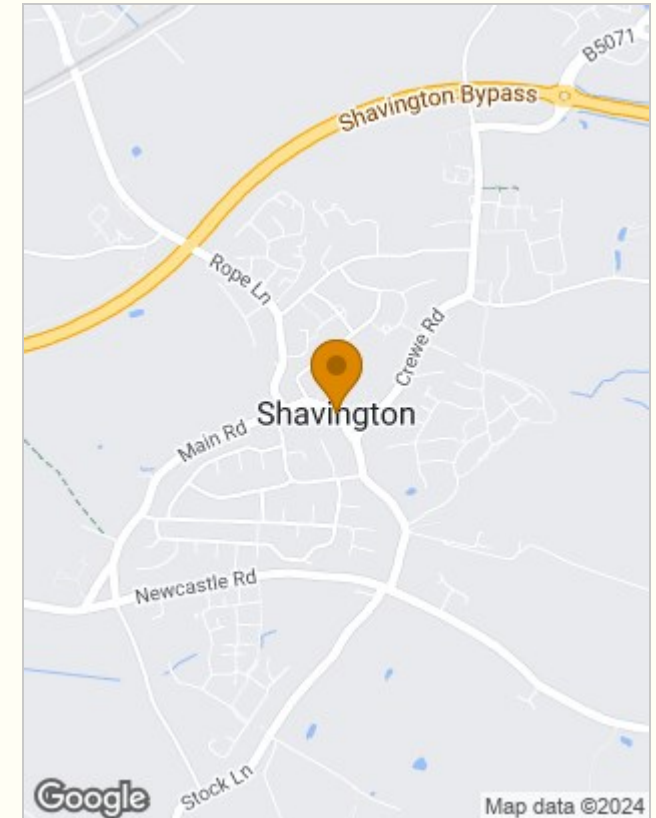
Need to Sell?
For a FREE valuation please call or e-mail and we will be happy to assist.

Directions

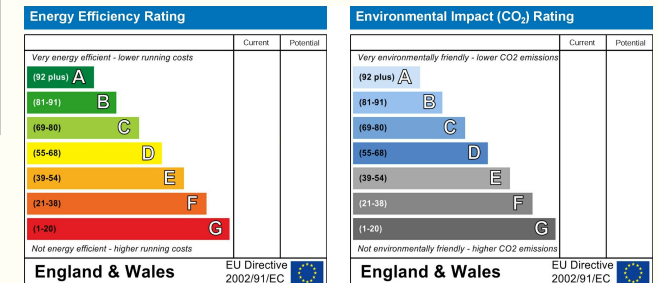
Floor Plans



Location Map



Energy Performance Graph



Viewing

Please contact our Crewe Sales Office on 01270 252545 if you wish to arrange a viewing appointment for this property or require further information.

NOTICE: Stephenson Browne for themselves and for the vendors or lessors of this property whose agents they are give notice that: (1) the particulars are set out as a general guideline only for the guidance of intending purchasers or lessees, and do not constitute, nor constitute part of, an offer or contract; (2) all descriptions, dimensions, references to condition and necessary permissions for use and occupation, and other details are given in good faith and are believed to be correct but any intending purchasers or tenants should not rely on them as statements or representations of fact but must satisfy themselves by inspection or otherwise as to the correctness of each theme; (3) no person in the employment of Stephenson Browne has any authority to make representation or warranty whatever in relation to this property. (4) fixtures & fittings are subject to a formal list supplied by the vendors solicitors. **Referring to:** Move with Us Ltd **Average Fee:** £123.64

234 Nantwich Road, Crewe, Cheshire, CW2 6BP

T: 01270 252545 E: crewe@stephensonbrowne.co.uk | www.stephensonbrowne.co.uk