

HOME



City Centre
£280,000
2-bed fourth floor apartment

Kings Tower

This modern 2-bedroom, 2-bathroom flat in Chelmsford offers residents the convenience of city centre living with a range of amenities right on their doorstep. The property boasts a balcony off the spacious lounge, perfect for enjoying the views of the surrounding area. The flat is well presented throughout, with a modern and stylish interior that is sure to impress. The en-suite shower room is a luxurious addition, providing added convenience for the occupants. The two double bedrooms offer ample space for relaxation and privacy. Residents of this flat also have access to a residents gym, ideal for those who like to stay active without needing to leave the building. The secure underground parking provides added peace of mind for those with a vehicle, while the concierge service ensures a high level of security for all residents.

Located just a 0.1 mile walk from Chelmsford station, residents have easy access to transport links to London and beyond. In addition, the flat is surrounded by a variety of local shops and restaurants, making it easy to enjoy all that the city has to offer.

Chelmsford itself has a bustling city centre with a wide range of shopping, dining, and entertainment options. From the historic cathedral to the beautiful parks and gardens, there is something for everyone to enjoy in this vibrant city. Sports enthusiasts will appreciate the nearby sports facilities, while culture lovers can explore the local museums and galleries.

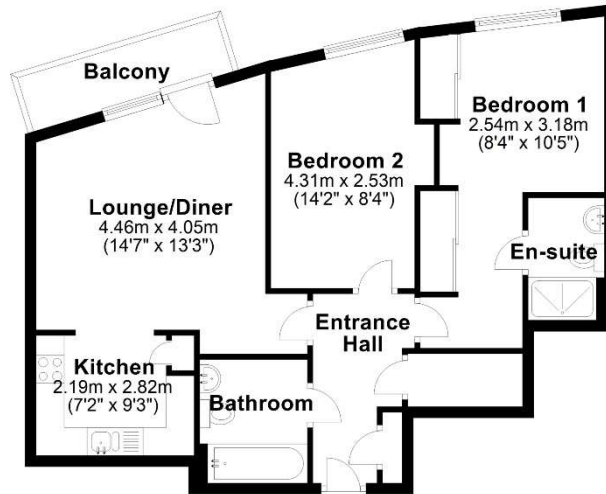
Chelmsford
11 Duke Street
Essex CM1 1HL

Sales
01245 250 222
Lettings
01245 253 377
Mortgages
01245 253 370

thehomepartnership.co.uk



Fourth Floor



TOTAL APPROX INTERNAL FLOOR AREA
67 SQ M 720 SQ FT

This plan is for layout guidance only and is **NOT TO SCALE**

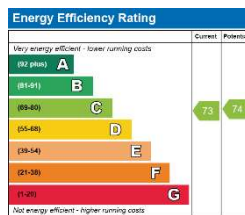
Whilst every care is taken in the preparation of this plan, please check all dimensions, shapes & compass bearings before making any decisions reliant upon them.

Copyright
HOME

Features

- Two double bedrooms
- Balcony off the lounge
- Residents gym
- Secure underground parking
- Concierge service
- City centre location
- 0.1 Mile walk to Chelmsford station
- Close by to local shops and restaurants
- En-suite shower room
- Well presented throughout

EPC Rating



The Nitty Gritty

Tenure: Leasehold

Band D is the Council Tax band for this property and the annual council tax bill is £2084.49.

Lease length: Lease length: 154 years from 30/11/2007, expiring on 31/3/2161 with 137 years remaining.

Ground rent: £282 per annum which is reviewed every 25 years of the term.

Service charge: For 1/4/24 - 30/9/24 is £1,671.19. The service charge is reviewed annually and paid bi-annually.

As an integral part of the community, we've gotten to know the best professionals for the job. If we recommend one to you, it will be in good faith that they'll make the process as smooth as can be. Please be aware that a small number of the parties we recommend (certainly not the majority) may on occasion pay us a referral fee up to £200. You are under no obligation to use a third party we have recommended.



HOME



City Centre
£280,000
2-bed fourth floor apartment

Kings Tower

This modern 2-bedroom, 2-bathroom flat in Chelmsford offers residents the convenience of city centre living with a range of amenities right on their doorstep. The property boasts a balcony off the spacious lounge, perfect for enjoying the views of the surrounding area. The flat is well presented throughout, with a modern and stylish interior that is sure to impress. The en-suite shower room is a luxurious addition, providing added convenience for the occupants. The two double bedrooms offer ample space for relaxation and privacy. Residents of this flat also have access to a residents gym, ideal for those who like to stay active without needing to leave the building. The secure underground parking provides added peace of mind for those with a vehicle, while the concierge service ensures a high level of security for all residents.

Located just a 0.1 mile walk from Chelmsford station, residents have easy access to transport links to London and beyond. In addition, the flat is surrounded by a variety of local shops and restaurants, making it easy to enjoy all that the city has to offer.

Chelmsford itself has a bustling city centre with a wide range of shopping, dining, and entertainment options. From the historic cathedral to the beautiful parks and gardens, there is something for everyone to enjoy in this vibrant city. Sports enthusiasts will appreciate the nearby sports facilities, while culture lovers can explore the local museums and galleries.

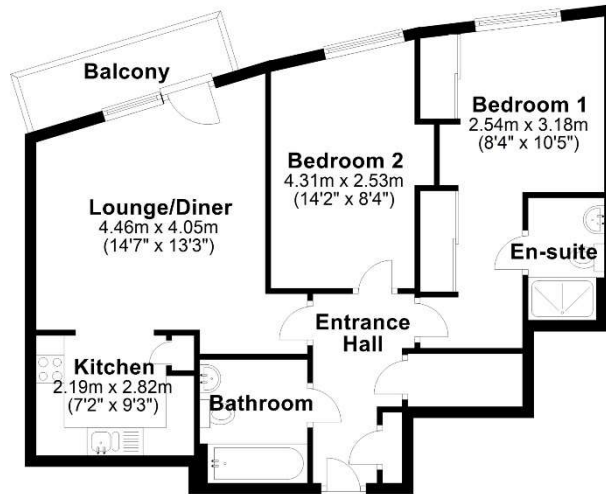
Chelmsford
11 Duke Street
Essex CM1 1HL

Sales
01245 250 222
Lettings
01245 253 377
Mortgages
01245 253 370

thehomepartnership.co.uk



Fourth Floor



TOTAL APPROX INTERNAL FLOOR AREA
67 SQ M 720 SQ FT

This plan is for layout guidance only and is **NOT TO SCALE**

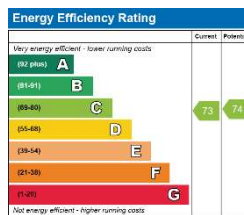
Whilst every care is taken in the preparation of this plan, please check all dimensions, shapes & compass bearings before making any decisions reliant upon them.

Copyright
HOME

Features

- Two double bedrooms
- Balcony off the lounge
- Residents gym
- Secure underground parking
- Concierge service
- City centre location
- 0.1 Mile walk to Chelmsford station
- Close by to local shops and restaurants
- En-suite shower room
- Well presented throughout

EPC Rating



The Nitty Gritty

Tenure: Leasehold

Band D is the Council Tax band for this property and the annual council tax bill is £2084.49.

Lease length: Lease length: 154 years from 30/11/2007, expiring on 31/3/2161 with 137 years remaining.

Ground rent: £282 per annum which is reviewed every 25 years of the term.

Service charge: For 1/4/24 - 30/9/24 is £1,671.19. The service charge is reviewed annually and paid bi-annually.

As an integral part of the community, we've gotten to know the best professionals for the job. If we recommend one to you, it will be in good faith that they'll make the process as smooth as can be. Please be aware that a small number of the parties we recommend (certainly not the majority) may on occasion pay us a referral fee up to £200. You are under no obligation to use a third party we have recommended.



HOME



City Centre
£280,000
2-bed fourth floor apartment

Kings Tower

This modern 2-bedroom, 2-bathroom flat in Chelmsford offers residents the convenience of city centre living with a range of amenities right on their doorstep. The property boasts a balcony off the spacious lounge, perfect for enjoying the views of the surrounding area. The flat is well presented throughout, with a modern and stylish interior that is sure to impress. The en-suite shower room is a luxurious addition, providing added convenience for the occupants. The two double bedrooms offer ample space for relaxation and privacy. Residents of this flat also have access to a residents gym, ideal for those who like to stay active without needing to leave the building. The secure underground parking provides added peace of mind for those with a vehicle, while the concierge service ensures a high level of security for all residents.

Located just a 0.1 mile walk from Chelmsford station, residents have easy access to transport links to London and beyond. In addition, the flat is surrounded by a variety of local shops and restaurants, making it easy to enjoy all that the city has to offer.

Chelmsford itself has a bustling city centre with a wide range of shopping, dining, and entertainment options. From the historic cathedral to the beautiful parks and gardens, there is something for everyone to enjoy in this vibrant city. Sports enthusiasts will appreciate the nearby sports facilities, while culture lovers can explore the local museums and galleries.

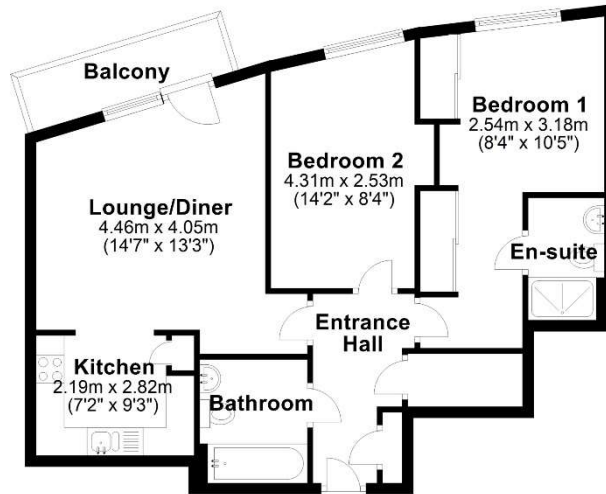
Chelmsford
11 Duke Street
Essex CM1 1HL

Sales
01245 250 222
Lettings
01245 253 377
Mortgages
01245 253 370

thehomepartnership.co.uk



Fourth Floor



TOTAL APPROX INTERNAL FLOOR AREA
67 SQ M 720 SQ FT

This plan is for layout guidance only and is **NOT TO SCALE**

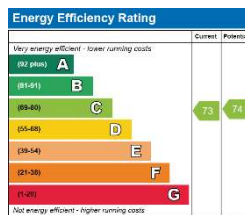
Whilst every care is taken in the preparation of this plan, please check all dimensions, shapes & compass bearings before making any decisions reliant upon them.

Copyright
HOME

Features

- Two double bedrooms
- Balcony off the lounge
- Residents gym
- Secure underground parking
- Concierge service
- City centre location
- 0.1 Mile walk to Chelmsford station
- Close by to local shops and restaurants
- En-suite shower room
- Well presented throughout

EPC Rating



The Nitty Gritty

Tenure: Leasehold

Band D is the Council Tax band for this property and the annual council tax bill is £2084.49.

Lease length: Lease length: 154 years from 30/11/2007, expiring on 31/3/2161 with 137 years remaining.

Ground rent: £282 per annum which is reviewed every 25 years of the term.

Service charge: For 1/4/24 - 30/9/24 is £1,671.19. The service charge is reviewed annually and paid bi-annually.

As an integral part of the community, we've gotten to know the best professionals for the job. If we recommend one to you, it will be in good faith that they'll make the process as smooth as can be. Please be aware that a small number of the parties we recommend (certainly not the majority) may on occasion pay us a referral fee up to £200. You are under no obligation to use a third party we have recommended.



HOME



City Centre
£280,000
2-bed fourth floor apartment

Kings Tower

This modern 2-bedroom, 2-bathroom flat in Chelmsford offers residents the convenience of city centre living with a range of amenities right on their doorstep. The property boasts a balcony off the spacious lounge, perfect for enjoying the views of the surrounding area. The flat is well presented throughout, with a modern and stylish interior that is sure to impress. The en-suite shower room is a luxurious addition, providing added convenience for the occupants. The two double bedrooms offer ample space for relaxation and privacy. Residents of this flat also have access to a residents gym, ideal for those who like to stay active without needing to leave the building. The secure underground parking provides added peace of mind for those with a vehicle, while the concierge service ensures a high level of security for all residents.

Located just a 0.1 mile walk from Chelmsford station, residents have easy access to transport links to London and beyond. In addition, the flat is surrounded by a variety of local shops and restaurants, making it easy to enjoy all that the city has to offer.

Chelmsford itself has a bustling city centre with a wide range of shopping, dining, and entertainment options. From the historic cathedral to the beautiful parks and gardens, there is something for everyone to enjoy in this vibrant city. Sports enthusiasts will appreciate the nearby sports facilities, while culture lovers can explore the local museums and galleries.

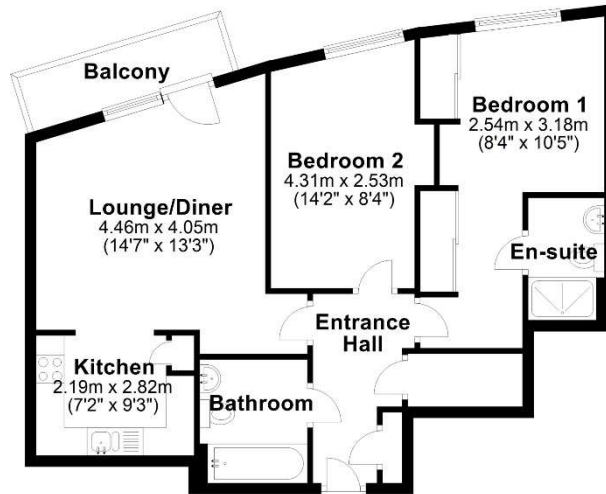
Chelmsford
11 Duke Street
Essex CM1 1HL

Sales
01245 250 222
Lettings
01245 253 377
Mortgages
01245 253 370

thehomepartnership.co.uk



Fourth Floor



TOTAL APPROX INTERNAL FLOOR AREA
67 SQ M 720 SQ FT

This plan is for layout guidance only and is **NOT TO SCALE**

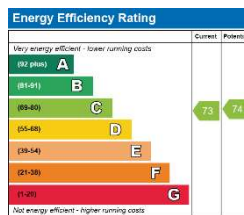
Whilst every care is taken in the preparation of this plan, please check all dimensions, shapes & compass bearings before making any decisions reliant upon them.

Copyright
HOME

Features

- Two double bedrooms
- Balcony off the lounge
- Residents gym
- Secure underground parking
- Concierge service
- City centre location
- 0.1 Mile walk to Chelmsford station
- Close by to local shops and restaurants
- En-suite shower room
- Well presented throughout

EPC Rating



The Nitty Gritty

Tenure: Leasehold

Band D is the Council Tax band for this property and the annual council tax bill is £2084.49.

Lease length: Lease length: 154 years from 30/11/2007, expiring on 31/3/2161 with 137 years remaining.

Ground rent: £282 per annum which is reviewed every 25 years of the term.

Service charge: For 1/4/24 - 30/9/24 is £1,671.19. The service charge is reviewed annually and paid bi-annually.

As an integral part of the community, we've gotten to know the best professionals for the job. If we recommend one to you, it will be in good faith that they'll make the process as smooth as can be. Please be aware that a small number of the parties we recommend (certainly not the majority) may on occasion pay us a referral fee up to £200. You are under no obligation to use a third party we have recommended.



HOME



City Centre
£280,000
2-bed fourth floor apartment

Kings Tower

This modern 2-bedroom, 2-bathroom flat in Chelmsford offers residents the convenience of city centre living with a range of amenities right on their doorstep. The property boasts a balcony off the spacious lounge, perfect for enjoying the views of the surrounding area. The flat is well presented throughout, with a modern and stylish interior that is sure to impress. The en-suite shower room is a luxurious addition, providing added convenience for the occupants. The two double bedrooms offer ample space for relaxation and privacy. Residents of this flat also have access to a residents gym, ideal for those who like to stay active without needing to leave the building. The secure underground parking provides added peace of mind for those with a vehicle, while the concierge service ensures a high level of security for all residents.

Located just a 0.1 mile walk from Chelmsford station, residents have easy access to transport links to London and beyond. In addition, the flat is surrounded by a variety of local shops and restaurants, making it easy to enjoy all that the city has to offer.

Chelmsford itself has a bustling city centre with a wide range of shopping, dining, and entertainment options. From the historic cathedral to the beautiful parks and gardens, there is something for everyone to enjoy in this vibrant city. Sports enthusiasts will appreciate the nearby sports facilities, while culture lovers can explore the local museums and galleries.

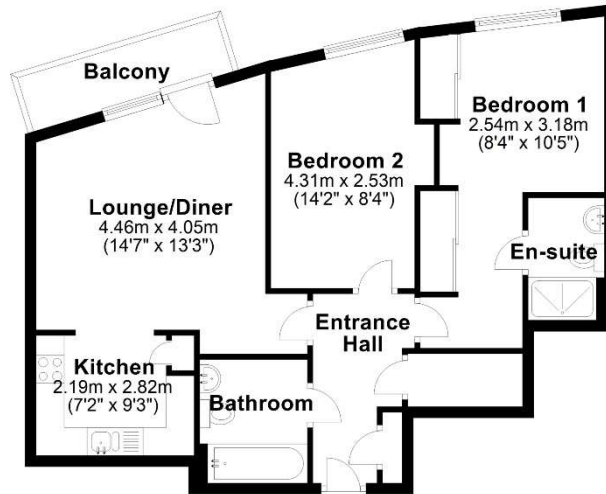
Chelmsford
11 Duke Street
Essex CM1 1HL

Sales
01245 250 222
Lettings
01245 253 377
Mortgages
01245 253 370

thehomepartnership.co.uk



Fourth Floor



TOTAL APPROX INTERNAL FLOOR AREA
67 SQ M 720 SQ FT

This plan is for layout guidance only and is **NOT TO SCALE**

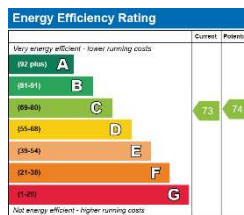
Whilst every care is taken in the preparation of this plan, please check all dimensions, shapes & compass bearings before making any decisions reliant upon them.

Copyright
HOME

Features

- Two double bedrooms
- Balcony off the lounge
- Residents gym
- Secure underground parking
- Concierge service
- City centre location
- 0.1 Mile walk to Chelmsford station
- Close by to local shops and restaurants
- En-suite shower room
- Well presented throughout

EPC Rating



The Nitty Gritty

Tenure: Leasehold

Band D is the Council Tax band for this property and the annual council tax bill is £2084.49.

Lease length: Lease length: 154 years from 30/11/2007, expiring on 31/3/2161 with 137 years remaining.

Ground rent: £282 per annum which is reviewed every 25 years of the term.

Service charge: For 1/4/24 - 30/9/24 is £1,671.19. The service charge is reviewed annually and paid bi-annually.

As an integral part of the community, we've gotten to know the best professionals for the job. If we recommend one to you, it will be in good faith that they'll make the process as smooth as can be. Please be aware that a small number of the parties we recommend (certainly not the majority) may on occasion pay us a referral fee up to £200. You are under no obligation to use a third party we have recommended.

