



Hampton Tower, 75 Marsh Wall, London, E14 9RJ

£850 Per Week

A 37TH FLOOR 850 SQUARE FOOT 2 BED 2 BATH APARTMENT IN HAMPTON TOWER PART OF BERKELEY HOMES SOUTH QUAY PLAZA DEVELOPMENT ON MARSH WALL E14

South Quay Plaza is one of the tallest residential towers in Europe designed by "Foster & Partners" topping out at 68 floors with amenities including one of the highest bars in Europe located on the 56th floor, a cinema, gym, 160 square meter pool, 24 hour concierge and 2.6 acres of gardens all within 0.3 miles of Canary Wharf station

Large dual aspect South West facing reception room with floor to ceiling windows which slide back to let the outside in. A state of the art kitchen, double bedroom with ample storage and En suite. The second bedroom has use of a spacious bathroom suite and additional storage located off the hallway.

COMES FURNISHED.

PROPERTY AVAILABLE FROM 19.07.2024

- 37TH FLOOR
- AVAILABLE FROM 19.07.2024
- DESIGNED BY FOSTER & PARTNERS
- FLR TO CEILING SLIDING WINDOWS
- 2 BED 2 BATH
- PART OF SOUTH QUAY PLAZA
- POOL,GYM,CINEMA & CONC
- 850 SQUARE FEET
- BERKELY HOMES DEVELOPMENT
- 56TH FLR RESIDENTS BAR

Hampton Tower, 75 Marsh Wall, London, E14 9RJ



RECEPTION ROOM (SIMILAR FLAT)



BEDROOM (SIMILAR FLAT)



KITCHEN (SIMILAR FLAT)



BEDROOM (SIMILAR FLAT)



RECEPTION ROOM (SIMILAR FLAT)



BEDROOM (SIMILAR FLAT)

Hampton Tower, 75 Marsh Wall, London, E14 9RJ



BEDROOM (SIMILAR FLAT)



BUILDING ENTRANCE



BATHROOM (SIMILAR FLAT)



RESIDENTS LOBBY



HAMPTON TOWER



HAMPTON TOWER


Hampton Tower, 75 Marsh Wall, London, E14 9RJ




RESIDENTS CINEMA



RESIDENTS LOUNGE



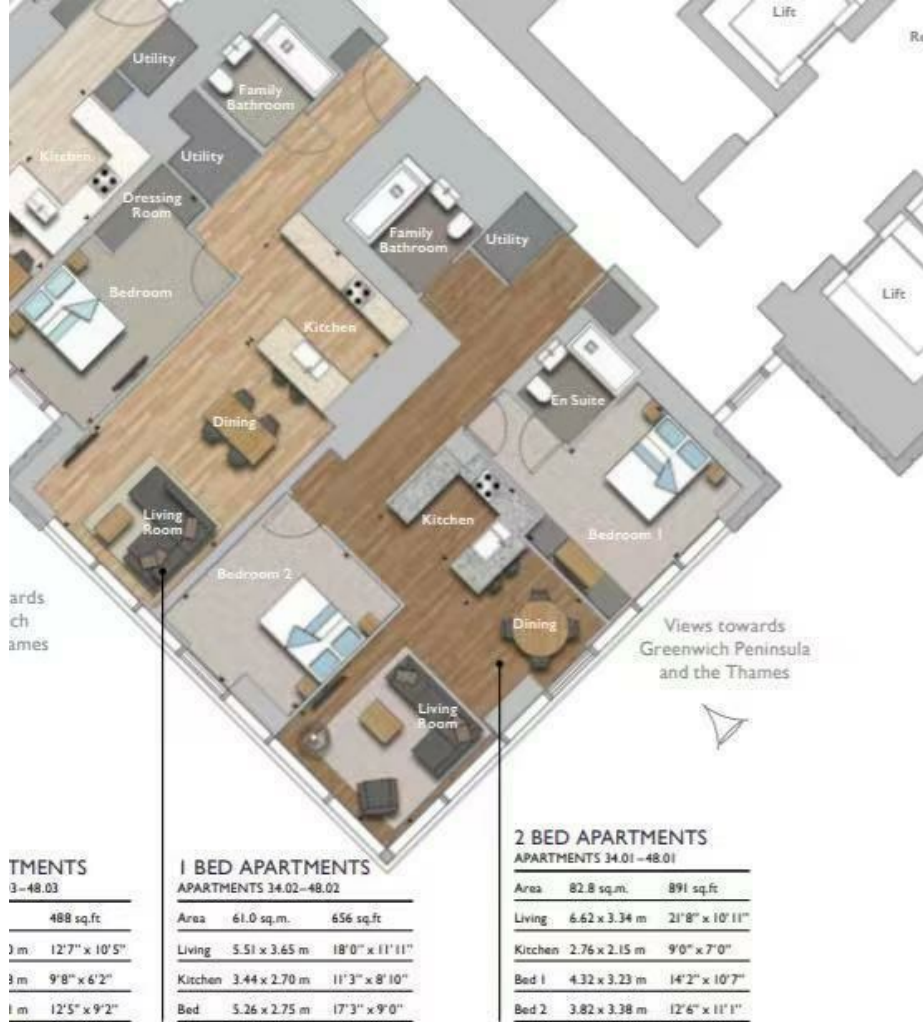
RESIDENTS POOL



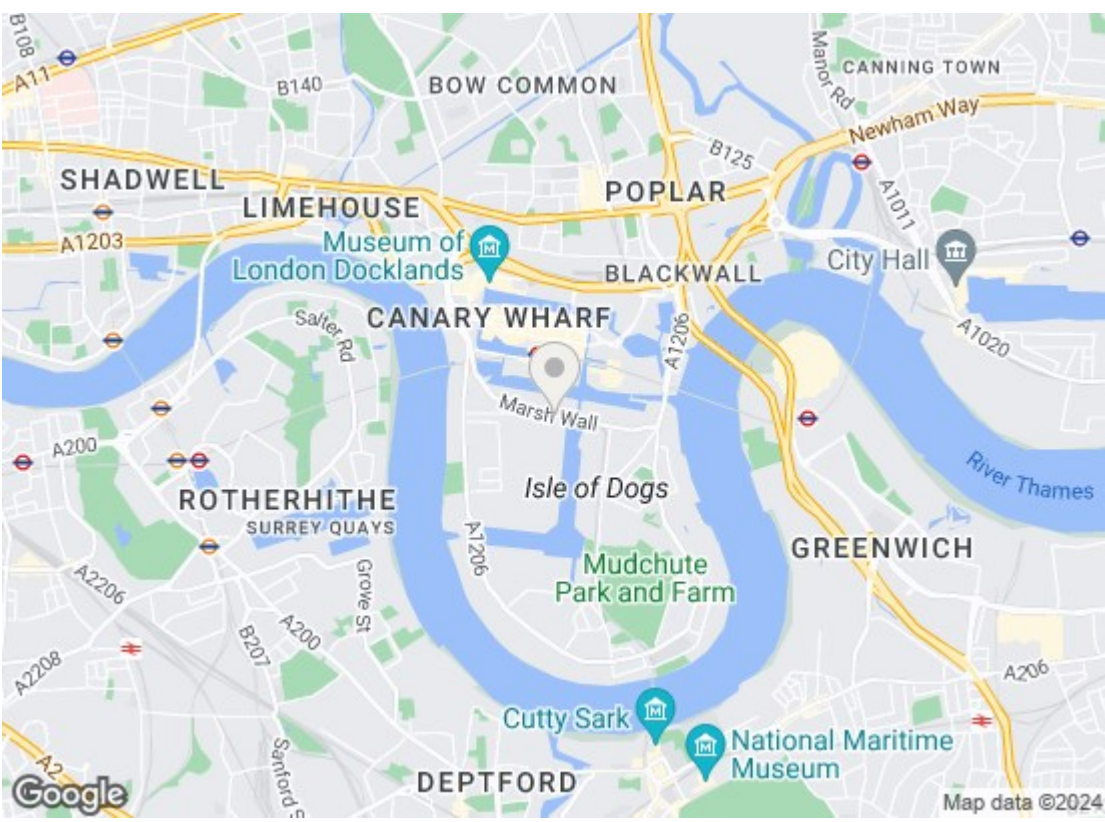
RESIDENTS ROOF GARDENS



RESIDENTS BAR



Exact layouts and sizes may vary. All measurements may vary within 10%. Maximum room dimensions have been illustrated where possible.



Energy Efficiency Rating		
	Current	Potential
Very energy efficient - lower running costs		
(92 plus) A		
(81-91) B	84	84
(69-80) C		
(55-68) D		
(39-54) E		
(21-38) F		
(1-20) G		
Not energy efficient - higher running costs		
England & Wales EU Directive 2002/91/EC		
Environmental Impact (CO ₂) Rating		
	Current	Potential
Very environmentally friendly - lower CO ₂ emissions		
(92 plus) A		
(81-91) B		
(69-80) C		
(55-68) D		
(39-54) E		
(21-38) F		
(1-20) G		
Not environmentally friendly - higher CO ₂ emissions		
England & Wales EU Directive 2002/91/EC		

We have prepared these property particulars as a general guide to a broad description of the property. They are not intended to constitute part of an offer or contract. We have not carried out a structural survey and the services, appliances and specific fittings have not been tested. All photographs, measurements, floorplans and distances referred to are given as a guide only and should not be relied upon for the purchase of carpets or any other fixtures or fittings. Lease details, service charges and ground rent (where applicable) and council tax are given as a guide only and should be checked and confirmed by your Solicitor prior to exchange of contracts.