

Ridgeway Crescent
Sunderland
SR3 1YL



Ridgeway Crescent

£275,000

INTRODUCTION

LARGER STYLE SEMI-DETACHED BUNGALOW - 2 DOUBLE BEDROOMS WITH FITTED ROBES - BEAUTIFUL BATHROOM WITH LARGE WALK-IN DOUBLE SHOWER - SUPERB KITCHEN DINING ROOM WITH STYLISH KITCHEN - LONG DRIVEWAY LEADING TO DETACHED GARAGE - WELL-MAINTAINED GENEROUS GARDEN PLOT TO REAR - NEW ROOF - COMPREHENSIVE RECENT REFURBISHMENT READY TO MOVE INTO ...

ENTRANCE HALL

Laminate wood-effect flooring, vertical radiator, loft hatch with pull down ladders, doors leading off dining kitchen, lounge, 2 bedroom and bathroom. Large vertical radiator, built-in cupboard housing modern electric consumer unit and electric meter.

BEDROOM 1

Measurements taken at widest points and into bay

Large double bedroom.

Carpet flooring, vertical radiator, white uPVC double-glazed bay window. Stylish fitted wardrobes to 1 wall with sliding doors providing a good degree of storage and hanging space.

BEDROOM 2

This is also a good size double bedroom.

Carpet flooring, radiator, front facing white uPVC double-glazed bay window. Fitted wardrobes to 1 wall with sliding mirrored doors providing a good degree of storage and hanging space.

BATHROOM

A beautiful stylish bathroom with texture wall and floor tiles in a natural stone-effect finish, side facing white uPVC double-glazed window with privacy glass. Toilet and sink built into stylish vanity unit with concealed cistern and push button flush and chrome tap, gorgeous walk-in low profile shower with fixed glass shower and shower fed from the main hot water system comprising fixed overhead shower and separate hand held shower. Clever recess built into the shower area with small shelf positioned at a convenient height to house, shampoo soaps and shower gel etc. vertical radiator. Recessed lights to ceiling.

LOUNGE

A lovely size.

Carpet flooring, vertical radiator, rear facing lovely white uPVC double-glazed bay window with views over the garden. Plasma style fire built into the chimney breast.

KITCHEN

Fabulous open plan space to the rear of the property continuing stylish one level living comprising laminate wood-effect flooring, vertical radiators, under window radiator, white uPVC double-glazed bay window over garden and beyond. Stylish fitted kitchen with a range of wall and floor units in a light grey-effect finish with complementary laminate wood-effect work surface which returns to create an informal breakfast bar facility suitable for at least 2 bar stools. The kitchen enjoys a quartz style sink with bowl and a half and Monobloc tap. Integrated electric oven and integrated combination microwave, space and plumbing for washing machine, space tall fridge/freezer, 2 side facing white uPVC double-glazed windows. Central to the kitchen is a 4 ring ceramic induction hob with matching splash back and feature extractor chimney. We note, plenty of double sockets within the kitchen area to cover portable appliances.

GARAGE

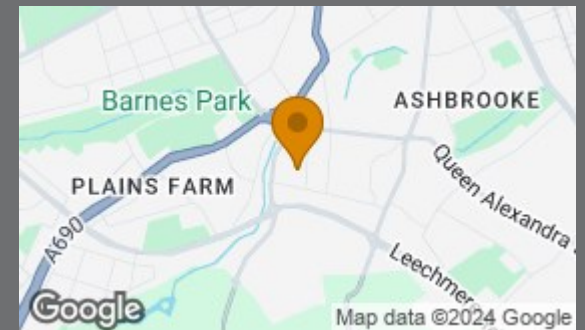
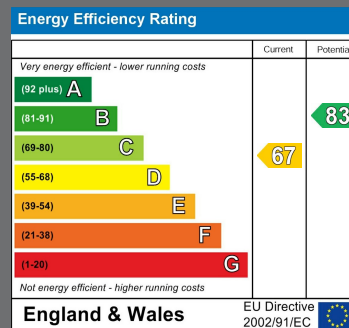
Single manual door access, electric sockets and lighting.

EXTERNALLY




Local Authority
Sunderland City Council

Council Tax Band
C



Agents Note: Whilst every care has been taken to prepare these particulars, they are for guidance purposes only. All measurements are approximate and are for general guidance purposes only and whilst every care has been taken to ensure their accuracy, they should not be relied upon and potential buyers/tenants are advised to recheck the measurements



Contact

0191 565 6655

info@goodlifehomes.co.uk

www.goodlifehomes.co.uk

Good Life Homes - Sales

46 Windsor Terrace Ryhope Road
Sunderland
Tyne and Wear
SR2 9QF

