

ALLDAY
& MILLER



Bridle Road, Pinner, HA5 2SH
£900,000

3 2 1 c



Bridle Road, Pinner, HA5 2SH

£900,000

- Three / Four Bedrooms
- Garage
- Ground Floor Guest WC
- Off Road Parking
- Rear Extension
- Semi-Detached
- Kitchen Diner
- Large Rear Garden
- Family Bathroom
- Excellent Condition Throughout

Description

Upon entering, you will find a well-presented home that is in good condition throughout. The ground floor features a welcoming reception room, perfect for relaxation and entertaining. Additionally, there is a convenient downstairs bathroom and a versatile bedroom, a fitted kitchen and dining room which completes this floor.

As you ascend to the first floor, you will discover three spacious bedrooms, complemented by a bathroom and separate WC.

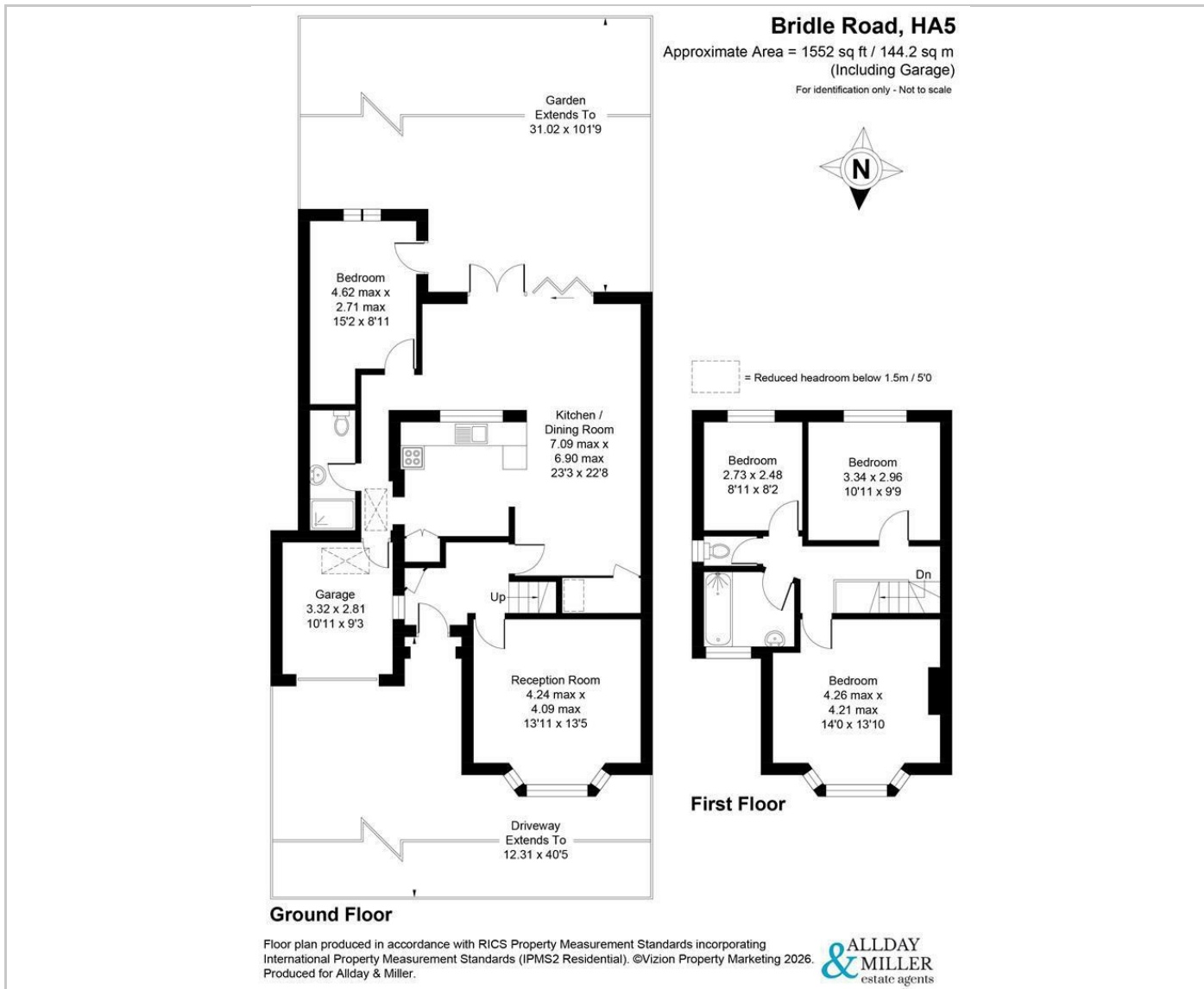
Outside, the property benefits from a large front drive that offers off-street parking, along with a garage for added convenience. The private rear garden is mainly laid to lawn, providing an ideal setting for outdoor dining.

Situation

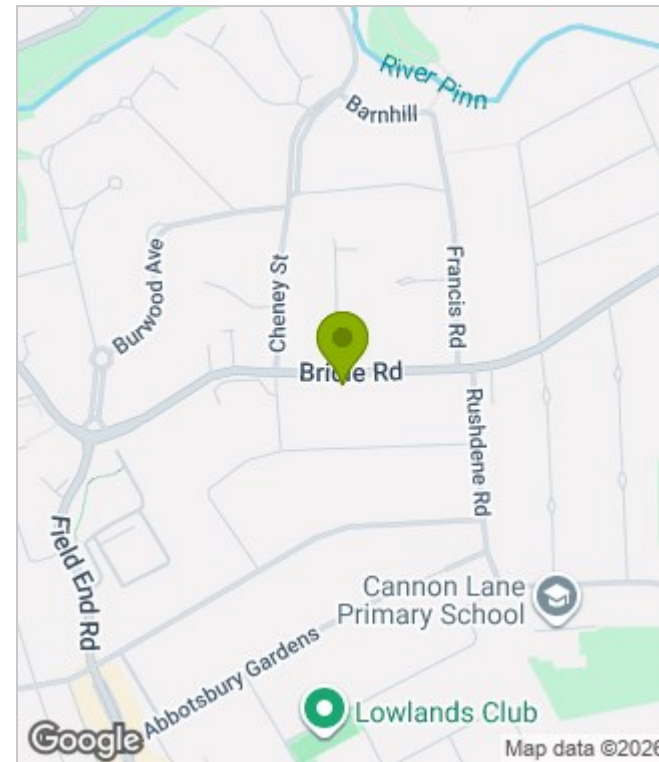
Situated on the highly desirable Bridle Road in Pinner (HA5 2SH), this property enjoys the best of suburban village living with excellent local amenities, transport and schooling on your doorstep. The home is conveniently placed between the bustling Pinner and Eastcote high streets, both offering a terrific range of shops, cafés, restaurants, pubs and everyday conveniences. Commuters will benefit from excellent transport links with Eastcote and Pinner Underground Stations providing access to the Metropolitan and Piccadilly lines into Central London, frequent bus routes nearby and easy road access to the A40/M25/M40 corridors, while Heathrow Airport is within easy reach too. Families are well served by a range of highly regarded schools close by including Pinner High School (Outstanding) and primary options such as Cannon Lane and West Lodge within walking distance. The neighbourhood itself is known for its peaceful, tree-lined streets and strong community feel, and plenty of green spaces nearby, making this an ideal location.



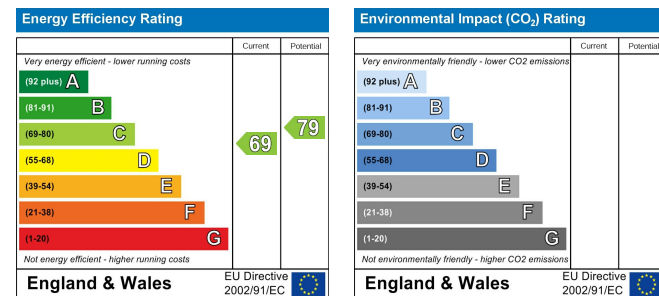
Floor Plans



Area Map



Energy Performance Graph



These particulars, whilst believed to be accurate are set out as a general outline only for guidance and do not constitute any part of an offer or contract. Intending purchasers should not rely on them as statements of representation of fact, but must satisfy themselves by inspection or otherwise as to their accuracy. No person in this firm's employment has the authority to make or give any representation or warranty in respect of the property.